

# AGENDA

## Environmental Advisory Board

January 30, 2024

3:00 P.M.

City Hall Room 115, 801 Plum Street, Cincinnati, Ohio 45202

CALL TO ORDER	
1. Welcome	Information
2. Introductions	Information
3. Remarks from CM Owens	Information
4. Remarks from ACM Tallent	Information
5. Historical context of the EAC and EAB by Nathan Alley	Information
6. GCP Overview by Oliver Kroner	Information
7. Open records act and public meeting Law obligations by Kevin Frank	Information
8. Regular Meetings a. frequency, location, in-person or virtual, methods for public comment	Discussion
9. Officers a. Chair, Vice Chair, term length, when to appoint	Discussion
10. By-Laws	Discussion
11. Committees a. Standing committees, committee chairs	Discussion

### Agenda Packet Materials:

- Ordinance 121-2023
- CMC 1401
- Green Cincinnati Plan
- EAC By-laws
- UFAB By-laws

# City of Cincinnati

MSS

## An Ordinance No. 121

EESW/EEF  
-2023

**ORDAINING** Chapter 1041, “Environmental Advisory Board,” of Title X, “Environmental Code,” of the Cincinnati Municipal Code to establish the Environmental Advisory Board as a resource for the City in its ongoing commitment to enact policies, practices, and procedures that combat climate change, improve the health and well-being of our citizens and our environment, and position Cincinnati to be a leader in sustainability policy and city-level climate change initiatives.

WHEREAS, the City of Cincinnati established an Environmental Task Force in 1972 to advise and make recommendations to Council regarding actions the City could take to improve the environment; and

WHEREAS, on March 26, 1975, the recommendations of the Environmental Task Force led to the establishment of the Environmental Advisory Council, with the City Manager selecting 25 citizens as members; and

WHEREAS, on January 28, 1976, Council passed a resolution ratifying and approving creation of the Environmental Advisory Council to identify both immediate and long-term environmental issues and to alert City leaders regarding such issues; and

WHEREAS, the Environmental Advisory Council was further tasked with developing and providing advice on specific issues, both internally generated and as requested by the City; and

WHEREAS, the Environmental Advisory Council has served the City for nearly fifty years; and

WHEREAS, since the establishment of the Environmental Advisory Council, the City established the Office of Environmental Quality, which later became the current Office of Environment and Sustainability, whose mission is to advance the sustainability, equity, and resilience of our City; and

WHEREAS, in 2008 the City adopted the first Green Cincinnati Plan, which has been renewed by the Mayor and Council three times; and

WHEREAS, the Green Cincinnati Plan is the City’s sustainability blueprint and set the groundwork for Cincinnati being recognized as an international leader in sustainability policy and city-level climate change initiatives; and

WHEREAS, Council again moved for renewal of the Green Cincinnati Plan in 2022; and

WHEREAS, Council would like to continue the City's productive engagement with community partners, stakeholders, and advocates to implement and oversee implementation of the recommendations in the Green Cincinnati Plan; and

WHEREAS, Council believes that the Green Cincinnati Plan should continue to be renewed from time to time, with the advice, assistance, and expertise of sustainability leaders and community stakeholders; and

WHEREAS, the Environmental Advisory Board will be tasked to oversee and advise on implementation of the Green Cincinnati Plan of 2023, working with the staff of the Office of the Environment and Sustainability, to solidify prioritization, timelines, partners, and potential funding sources for the Green Cincinnati Plan's recommendations; and

WHEREAS, consistent with these aims, Council wishes to refresh the purpose and role of the Environmental Advisory Council to assist the Office of Environment and Sustainability with implementation and oversight of the Green Cincinnati Plan, and to align its purpose with modern environmental sciences and policies by formalizing its mission and responsibilities in the Cincinnati Municipal Code; and

WHEREAS, the Environmental Advisory Board authorized by this ordinance therefore will succeed the Environmental Advisory Council with the new purpose, mission, and structure set forth herein; now, therefore,

BE IT ORDAINED by the Council of the City of Cincinnati, State of Ohio:

Section 1. That Chapter 1041, "Environmental Advisory Board," of Title X, "Environmental Code," of the Cincinnati Municipal Code, is hereby ordained as follows:

**Chapter 1041. – Environmental Advisory Board.**

**Sec. 1041-1. – Definitions.**

For the purpose of this chapter, the words and phrases defined in the sections hereunder shall have the meanings therein respectively ascribed to them, unless a different meaning is clearly indicated by the context.

**Sec. 1041-1-G. – Green Cincinnati Plan.**

"Green Cincinnati Plan" shall mean the Green Cincinnati Plan adopted by Council in 2018 and any successor plan approved by council.

**Sec. 1041-1-O. – Office of Environment and Sustainability; Office.**

“Office of Environment and Sustainability” or “office” shall mean the city’s office of environment and sustainability and any future city office or department that succeeds to the responsibilities of the office of environment and sustainability.

**Sec. 1041-3. – Mission and duties of board.**

- (a) The mission of the environmental advisory board is to promote awareness of environmental and sustainability issues in the city, serve as a public advocate for the office of environment and sustainability, and assist the office of environment and sustainability in implementing the recommendations of the Green Cincinnati Plan, including measuring the impact of the programs and initiatives identified therein.
- (b) The environmental advisory board shall have the following functions and duties associated with environmental and sustainability issues and programs:
  - (1) Recommending policies and strategies to implement the recommendations of the Green Cincinnati Plan;
  - (2) Measuring implementation of and impact to the community and region of the recommendations of the Green Cincinnati Plan;
  - (3) Preparing and distributing reports, which shall be filed with the clerk of council and the city manager, including at least an annual report regarding the city’s progress in implementing the recommendations of the Green Cincinnati Plan; and
  - (4) Providing advice and guidance regarding environmental and sustainability issues and policies, including implementation of the Green Cincinnati Plan, at the request of the director of the office of environment and sustainability, other members of the administration, or elected officials.

**Sec. 1041-5. – Board membership, meetings, and governance.**

- (a) The city manager shall appoint the members of the environmental advisory board. The environmental advisory board shall consist of a minimum of nine and a maximum of fourteen members, with a majority of currently serving members creating a quorum. The members shall be diverse in terms of race, ethnicity, gender, and age, and shall be professionally involved in environmental and sustainability projects and issues or community advocates for such projects and issues. Members shall serve without compensation. The city manager shall take into account and reflect the priorities of the Green Cincinnati Plan when appointing members and shall prefer stakeholders who are personally or professionally focused on such priorities for appointment.
- (b) The director of the office of environment and sustainability or the director’s designee shall be an ex-officio board member who shall not vote and shall not count as one of the fourteen board members appointed by the city manager.





- (c) In the environmental advisory board's first year, the city manager shall appoint up to five members for a term of three years, up to five members for a term of two years, and up to four members for a term of one year, so that approximately one-third of the positions shall be eligible for renewal or replacement each year. Upon the expiration of the initial term of each member, each member's appointment may be renewed for up to two additional three-year terms. Members may hold over until the appointment of a successor member, but for not more than a period of six months. The city manager shall make appointments to fill vacancies caused by the death or resignation of members in unexpired terms.
- (d) The environmental advisory board shall meet on a quarterly basis or more frequently as needed. All meetings shall be public meetings.
- (e) The environmental advisory board is authorized to pass by-laws or other regulations governing the board, provided that such bylaws or regulations do not conflict with any provision of the municipal code.
- (f) The environmental advisory board, through its bylaws, shall establish a structure of standing committees with specific areas of responsibility for accomplishing the mission and duties of the board. The board shall elect a chair, who shall be responsible for setting the board's agenda. The chair shall consult with the director of the office of environment and sustainability in developing the board's agenda.


Section 2. That the proper City officials are authorized to do all things necessary and proper to carry out the terms of Section 1.

Section 3. That this ordinance shall take effect and be in force from and after the earliest period allowed by law.

Passed: April 12, 2023

Attest:   
Clerk

  
Aftab Pureval, Mayor

I HEREBY CERTIFY THAT ORDINANCE NO 121-2023  
WAS PUBLISHED IN THE CITY BULLETIN  
IN ACCORDANCE WITH THE CHARTER ON 4/25/2023  
  
CLERK OF COUNCIL

## Chapter 1041 ENVIRONMENTAL ADVISORY BOARD

### Sec. 1041-1. Definitions.

For the purpose of this chapter, the words and phrases defined in the sections hereunder shall have the meanings therein respectively ascribed to them, unless a different meaning is clearly indicated by the context.

(Ordained by Ord. No. 121-23, § 1, eff. April 12, 2023)

### Sec. 1041-1-G. Green Cincinnati Plan.

"Green Cincinnati Plan" shall mean the Green Cincinnati Plan adopted by Council in 2018 and any successor plan approved by council.

(Ordained by Ord. No. 121-23, § 1, eff. April 12, 2023)

### Sec. 1041-1-O. Office of Environment and Sustainability; Office.

"Office of Environment and Sustainability" or "office" shall mean the city's office of environment and sustainability and any future city office or department that succeeds to the responsibilities of the office of environment and sustainability.

(Ordained by Ord. No. 121-23, § 1, eff. April 12, 2023)

### Sec. 1041-3. Mission and duties of board.

- (a) The mission of the environmental advisory board is to promote awareness of environmental and sustainability issues in the city, serve as a public advocate for the office of environment and sustainability, and assist the office of environment and sustainability in implementing the recommendations of the Green Cincinnati Plan, including measuring the impact of the programs and initiatives identified therein.
- (b) The environmental advisory board shall have the following functions and duties associated with environmental and sustainability issues and programs:
  - (1) Recommending policies and strategies to implement the recommendations of the Green Cincinnati Plan;
  - (2) Measuring implementation of and impact to the community and region of the recommendations of the Green Cincinnati Plan;
  - (3) Preparing and distributing reports, which shall be filed with the clerk of council and the city manager, including at least an annual report regarding the city's progress in implementing the recommendations of the Green Cincinnati Plan; and
  - (4) Providing advice and guidance regarding environmental and sustainability issues and policies, including implementation of the Green Cincinnati Plan, at the request of the director of the office of environment and sustainability, other members of the administration, or elected officials.

(Ordained by Ord. No. 121-23, § 1, eff. April 12, 2023)

---

**Sec. 1041-5. Board membership, meetings, and governance.**

- (a) The city manager shall appoint the members of the environmental advisory board. The environmental advisory board shall consist of a minimum of nine and a maximum of fourteen members, with a majority of currently serving members creating a quorum. The members shall be diverse in terms of race, ethnicity, gender, and age, and shall be professionally involved in environmental and sustainability projects and issues or community advocates for such projects and issues. Members shall serve without compensation. The city manager shall take into account and reflect the priorities of the Green Cincinnati Plan when appointing members and shall prefer stakeholders who are personally or professionally focused on such priorities for appointment.
- (b) The director of the office of environment and sustainability or the director's designee shall be an ex-officio board member who shall not vote and shall not count as one of the fourteen board members appointed by the city manager.
- (c) In the environmental advisory board's first year, the city manager shall appoint up to five members for a term of three years, up to five members for a term of two years, and up to four members for a term of one year, so that approximately one-third of the positions shall be eligible for renewal or replacement each year. Upon the expiration of the initial term of each member, each member's appointment may be renewed for up to two additional three-year terms. Members may hold over until the appointment of a successor member, but for not more than a period of six months. The city manager shall make appointments to fill vacancies caused by the death or resignation of members in unexpired terms.
- (d) The environmental advisory board shall meet on a quarterly basis or more frequently as needed. All meetings shall be public meetings.
- (e) The environmental advisory board is authorized to pass by-laws or other regulations governing the board, provided that such bylaws or regulations do not conflict with any provision of the municipal code.
- (f) The environmental advisory board, through its bylaws, shall establish a structure of standing committees with specific areas of responsibility for accomplishing the mission and duties of the board. The board shall elect a chair, who shall be responsible for setting the board's agenda. The chair shall consult with the director of the office of environment and sustainability in developing the board's agenda.

(Ordained by Ord. No. 121-23, § 1, eff. April 12, 2023)



# Green Cincinnati Plan 2023







# A Word from the Mayor



Dear Cincinnati,

As the state, national, and international communities work to tackle the causes and effects of global climate change, it is pivotal that we take local action to reduce emissions, conserve natural resources, adapt our infrastructure, and build a resilient Cincinnati for the next generation. After all, cities like ours are the perfect communities to bring climate action to life—big enough to understand real-time impacts, yet nimble enough to get things done.

Cincinnati has long been recognized as a leader in the environmental field. We were named the nation's Most Sustainable City twice since 2018 by *Site Selection Magazine*, #2 for Urban Agriculture by *Best Cities for Urban Gardening*, and 4th out of the top 100 Cities with the Best Parks by the Trust for Public Lands. We have so much to be proud of, yet there is still plenty of work to do.

When it comes down to it, climate change is a risk multiplier—Black, Brown, and low-income communities in our city experience the effects of climate change first and worst. Thus, this crisis presents a dual opportunity—a chance to build a new economy around clean energy and green technologies, create

thousands of new jobs, and invigorate our city, while putting equity and the communities most impacted in the center of the frame. With decisive and intentional action, strong leadership, and creative solutions, we can build upon the progress we've made and establish ourselves as a climate change role model for cities around the world.

I am proud of what our City and residents have worked together to produce in the 2023 Green Cincinnati Plan that follows. As your Mayor, I join City leaders and our many partners in a shared commitment to doing what it takes to accomplish the vision set forth. I want to thank everyone who has helped prepare this Plan, and I call on all Cincinnatians to help us make the 2023 Green Cincinnati Plan a reality.

Thank you,

A handwritten signature in blue ink, appearing to read 'Aftab Pureval'.

Mayor Aftab Pureval



# Acknowledgements

The 2023 Green Cincinnati Plan (GCP) represents the hard work of many people, community groups, and organizations. Through a robust community engagement process, they shared their time, expertise, and thoughts. The GCP would not exist without them and the dedicated support of the City of Cincinnati's governmental leadership. We are grateful for everyone's participation and contributions and look forward to the implementation of the 2023 GCP.

## City of Cincinnati

### Mayor

Aftab Pureval  
*Mayor*

### City Council

Jan Michelle Lemon-Kearney  
*Vice Mayor*

Victoria Parks  
*President Pro Tem*

Jeff Cramerding

Reggie Harris

Mark Jeffreys

Scotty Johnson

Liz Keating

Meeka Owens

Seth Walsh

### City Manager

Sheryl M. M. Long

### Assistant City Managers

Virginia Tallent

William "Billy" Weber

## Office of Environment & Sustainability

Oliver Kroner  
*Director*

Molly Robertshaw  
*GCP Project Facilitator*

### STAFF

Jennifer Ballard

Tim Gerhardt

Robin Henderson

Sue Magness

Robert McCracken

Howard Miller

Amanda Testerman

Zoe Codd  
*Public Ally*

Ellory Overcast  
*Public Ally*

## GCP Steering Committee

Councilwoman Meeka Owens, Chair  
*Cincinnati City Council*

Nathan Alley  
*Sierra Club*

Kristin Baker  
*Local Initiatives Support Corporation*

Michelle Balz  
*Hamilton County R3Source*

Peter Blackshaw  
*Cintrifuse*

Jasmine Coaston  
*Urban League of Greater Southwestern Ohio*

Crystal Courtney  
*Cincinnati Parks*

Chad Day  
*International Brotherhood of Electrical Workers  
Local 212*

Commissioner Denise Driehaus  
*Hamilton County Commissioner*

Dr. Victor Garcia  
*Children's Hospital Medical Center*

Darryl Haley  
*SORTA*

Jon Harmon  
*Cincinnati Mayor's Office*

Gregory Johnson  
*Cincinnati Metropolitan Housing Authority*

Kylie Johnson  
*Ohio Environmental Council*

Wade Johnston  
*Tri-State Trails*

Pastor Lesley E. Jones  
*Interdenominational Ministers Alliance*

Eric Kearney  
*African-American Chamber*

Robert Killins  
*The Greater Cincinnati Foundation*

Sr. Marge Kloos  
*Sisters of Charity of Cincinnati*

Pete Metz  
*Cincinnati USA Regional Chamber*

Ryan Mooney-Bullock  
*Green Umbrella*

Sarah Mostafa  
*City of Cincinnati  
Office of Performance & Data Analytics*

Domonique Peebles  
*Brick Gardens*

Sanyog Rathod  
*Sol design + consulting*

Sunny Reelhorn Parr  
*Kroger, Innovation Fund for Zero Hunger Zero Waste*

Dave Schmitt  
*Mill Creek Alliance*

Amy Spiller  
*Duke Energy Ohio*

Terrella Stokes  
*Cincinnati NAACP*

Carlie Trott, Ph.D.  
*University of Cincinnati*

Flequer Vera  
*Sustainability Cooperative*

Iranetta Wright  
*Cincinnati Public Schools*

Tanner Yess  
*Groundwork Ohio River Valley*

Ashlee Young  
*Interact for Health*

Lisa Zwack  
*Kroger*

## Focus Area Subcommittees

### Buildings & Energy

---

**CHAIRPERSON**

Sanyog Rathod

**EQUITY LIAISON**

Flequer Vera

**OES FACILITATOR**

Rob McCracken

### City Operations

---

**CHAIRPERSON**

Sarah Mostafa

**EQUITY LIAISON**

Savannah Sullivan

**OES FACILITATOR**

Oliver Kroner

### Community Activation

---

**CHAIRPERSON**

Kylie Johnson

**EQUITY LIAISON**

Kelsey Hawkins-Johnson

**OES FACILITATOR**

Molly Robertshaw

### Food

---

**CHAIRPERSON**

Domonique Peebles

**EQUITY LIAISON**

Marisha Davis

**OES FACILITATOR**

Robin Henderson

### Mobility

---

**CHAIRPERSON**

Pete Metz

**EQUITY LIAISON**

Derrick Feagin

**OES FACILITATOR**

Rob McCracken

### Natural Environment

---

**CHAIRPERSON**

Dave Schmitt

**EQUITY LIAISON**

Margaux Roberts

**OES FACILITATOR**

Amanda Testerman

### Resilience & Climate Adaptation

---

**CHAIRPERSON**

Tanner Yess

**EQUITY LIAISONS**

Phillip Marshall

Tyeisha Cole

**OES FACILITATOR**

Howard Miller

### Zero Waste

---

**CHAIRPERSON**

Michelle Balz

**EQUITY LIAISON**

Darryl Franklin

**OES FACILITATORS**

Sue Magness

Jennifer Ballard

## Equity Committee

Ashlee Young, Chair  
*Interact for Health*

Tyeisha Cole  
*Green Umbrella*

Marisha Davis  
*Meiser's Fresh Grocery & Deli*

Derrick Feagin  
*South Cumminsville Community Council*

Darryl Franklin  
*North Fairmount*

Kelsey Hawkins-Johnson  
*Groundwork Ohio River Valley*

Phillip Marshall  
*South Cumminsville*

Ryan Mooney-Bullock  
*Green Umbrella*

Margaux Roberts  
*Groundwork Ohio River Valley*

Molly Robertshaw  
*Office of Environment & Sustainability*

Savannah Sullivan  
*Green Umbrella*

Carlie Trott, Ph.D.  
*University of Cincinnati*

Flequer Vera  
*Sustainergy Cooperative*

Tanner Yess  
*Groundwork Ohio River Valley*

## Climate Safe Neighborhoods Communities

Beekman Corridor— Millvale, South Cumminsville, North Fairmount, South Fairmount, and English Woods

Bond Hill & Roselawn

Avondale & Paddock Hills

Carthage

Over-the-Rhine, West End & Camp Washington

## Community Engagement Partners

Green Umbrella

Groundwork Ohio River Valley

CitizenLab

## Community Hosts

Carthage Christian Church

Cincinnati Zoo and Botanical Garden

Civic Garden Center

First Unitarian Church

McKie Recreation Center

Price Hill Library

Seven Hills Neighborhood Houses

Urban League of Greater Southwestern Ohio

Working in Neighborhoods

## Consultants

Delivery Associates

Nutter Consulting

## Technical Writer

Hope Miller

## Designer

Sarah Fisher

*Sarah Fisher Design*

# Table of Contents

1	A Word from the Mayor
2	Acknowledgements
<b>9</b>	<b>Executive Summary</b>
10	Climate Change is the Crisis of Our Lifetime
10	Local Impacts Pose Unique Threats
11	Commitment to Equity
11	History and Overview of the Green Cincinnati Plan
13	Unprecedented Community Engagement Efforts
13	GCP Conclusions: Actions and Themes
14	Join Us: Be the Seeds of Change
<b>15</b>	<b>Climate Change in Cincinnati— Why We Need the Green Cincinnati Plan</b>
17	Local Impacts of the Climate Crisis
17	Rising Temperatures and Severe Storms
17	Health Implications
18	Impact to Infrastructure
19	Agricultural Disruptions
19	Climate Migration
20	Climate Change is an Equity Issue and a Risk-Multiplier
21	The Cost of Inaction
<b>23</b>	<b>What is the Green Cincinnati Plan?</b>
25	Green Cincinnati Plan Sustainability Milestones
29	Carbon Emissions
29	Community Emissions Inventory
30	Moving Forward toward Carbon Neutrality
31	<b>FEATURE</b> <i>ClimateView—Making climate data accessible and interactive</i>
32	Central Pillars of the Green Cincinnati Plan
33	Sustainability
34	Resilience
35	Equity

<b>37</b>	<b>Operationalizing Equity</b>
38	A Word from Ashlee Young, Equity Committee Chair
39	Common Language
<b>43</b>	<b>How was the Green Cincinnati Plan Co-Created?</b>
44	A People-Centered Plan
44	Intentionally Inclusive Community Engagement
45	<b>FEATURE</b> <i>Resident Survey Provides for Virtual Engagement</i>
45	Rooting in Equity
46	<b>FEATURE</b> <i>Centering Priority Communities—Climate Safe Neighborhoods</i>
48	Tying it all together
48	Cross-Cutting Themes that Span the 2023 Green Cincinnati Plan
50	<b>FEATURE</b> <i>J40</i>
51	<b>FEATURE</b> <i>Federal Funding Opportunity Before Us</i>
<b>55</b>	<b>Focus Area Action Plans</b>
56	Focus Areas
57	Action Alignment
57	Implementing Actions & Tracking Progress
59	<b>BUILDINGS &amp; ENERGY</b>
71	<b>CITY OPERATIONS</b>
85	<b>COMMUNITY ACTIVATION</b>
97	<b>FOOD</b>
111	<b>MOBILITY</b>
123	<b>NATURAL ENVIRONMENT</b>
137	<b>RESILIENCE &amp; CLIMATE ADAPTATION</b>
151	<b>ZERO WASTE</b>
170	A Word from Darryl Franklin, Zero Waste Equity Liaison
172	Appendix
174	Glossary
180	References







Green Cincinnati Plan  
**2023**

# Executive Summary



# Executive Summary

We grow together and act decisively  
in the face of great challenges

## Climate Change is the Crisis of our Lifetime

Rising temperatures, more extreme storms, more flooding, decreased air quality, more pests and disease, increased migration...

We are facing the crisis of our lifetime. In real time. Climate change is happening now. The impacts of climate change are impacting Cincinnati *now*...and things are projected to get worse unless we take action *now*. The reality of our situation requires an all-hands-on-deck approach.

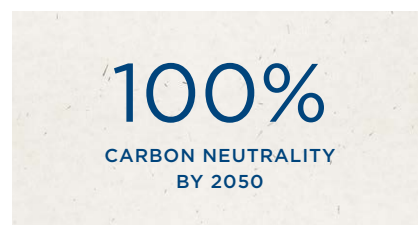
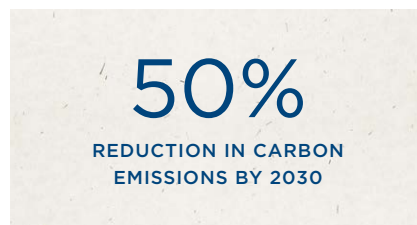
The 2023 Green Cincinnati Plan (GCP) is just such an approach, born out of one of the most extensive community engagement processes the City has ever undertaken. The GCP details how we will safeguard our natural resources, bolster our communities, and stitch together a social fabric that connects us to each other and the land we live on. The GCP delineates how we will rise to the challenge of climate change and how we will adapt in order to survive.

This is our chance to reinvent the future and save our home. There is a place for you in the action. We hope you will join us.

## Local Impacts Pose Unique Threats

Cincinnati faces rising temperatures and more frequent and severe storms that will only intensify in the coming decades. The local impacts of climate change will have far-reaching health and safety consequences for residents.

Reducing carbon emissions is our best defense against climate change. In alignment with the latest science, Cincinnati is strengthening its climate targets. With the adoption of this plan, Cincinnati commits to a 50% reduction in carbon emissions by 2030, and 100% carbon neutrality by 2050.



However, climate change is more than a carbon issue. It's an equity issue. Priority communities—those situated in areas with fewer trees, degraded infrastructure, and with less access to funds and political capital—have and will disproportionately suffer the effects of climate change. The GCP centered equity in its structure, design, and development to ensure that the Goals, Strategies, and Actions benefit and equip priority communities.

## Commitment to Equity

The Green Cincinnati Plan is committed to equity—with an explicit focus on racial equity. We acknowledge Cincinnati's demographic makeup and our history of injustices. We believe that we will be better able to create an environment where all Cincinnatians can thrive by explicitly centering race in our efforts. The GCP will have an intentional focus on addressing the needs of the people and communities who experience elevated burdens from climate change and on an equitable distribution of benefits moving forward.

We commit to embedding racial equity throughout the engagement process, written product, and implementation of the Green Cincinnati Plan to ensure accountability and impact.

## History and Overview of The Green Cincinnati Plan

The Green Cincinnati Plan has been the City's sustainability plan since 2008. Updated every five years (2013, 2018, and now 2023), the GCP has helped Cincinnati earn a reputation as an international leader in climate action. Since 2008, the actions outlined in the GCP have helped deliver a 36.6% reduction in the City's carbon emissions.

The 2023 GCP is organized into eight Focus Areas that articulate the City's Visions, Goals, Strategies, and Actions in response to the climate crisis:

- Buildings and Energy
- City Operations
- Community Activation
- Food
- Mobility
- Natural Environment
- Resilience & Climate Adaptation
- Zero Waste

These eight Focus Areas outline 40 high-impact strategies to reduce our carbon emissions 50% by 2030 and achieve 100% community-wide carbon neutrality by 2050. In addition, the Plan identifies 30 measurable goals to track our progress towards a more sustainable, equitable, and resilient Cincinnati. These strategies and goals arose as part of a community-wide, community-driven collaborative effort.

The three pillars of Sustainability, Equity, and Resilience serve as the foundation of the Green Cincinnati Plan. These pillars ensure that both the process of creating the GCP and the specific plans outlined in the GCP are grounded in carbon reduction, inclusive community building, and cross-cutting climate adaptation.

To help ensure that the Focus Areas fully embodied the Pillars, a trio of leaders oversaw each of the eight Focus Areas: a subject matter expert who chaired the group, an Equity Liaison who provided feedback and a clear community voice, and a facilitator from the City's Office of Environment & Sustainability.



## Unprecedented Community Engagement Efforts

The 2023 Green Cincinnati Plan is the product of a robust and extensive community engagement process.

Guided by a diverse Steering Committee and Equity Committee composed of local business, faith, nonprofit and government leaders, the Focus Area teams led six months of in-person and virtual meetings and surveys, gathering over 3,000 ideas from community members. Engaging Cincinnatians, especially those who live in the most affected and under-resourced communities, ensures residents most impacted by climate change have a voice in creating the vision for a Green Cincinnati. Green Umbrella and Groundwork Ohio River Valley supported this community endeavor by facilitating operations, engagement, and inclusion efforts.

Over 1,600 residents participated in more than 40 public meetings and their input and ideas resulted in the Vision, Goals, Strategies, and Actions for each of the GCP Focus Areas.

## GCP Conclusions: Actions and Themes

After comprehensive brainstorming, comparing ideas across Focus Areas, and ranking and prioritizing suggestions, the content for each Focus Area was arranged into four sections:

- **Vision:** articulates the long-term aim of the Focus Area
- **Goals:** represent the benchmarks against which progress toward the Vision will be tracked
- **Strategies:** explain how the City and its partners will move to achieve the Goals
- **Priority Actions:** describe specific steps that can be taken to enact the Strategies

Across the eight Focus Areas of the 2023 Green Cincinnati Plan, several cross-cutting themes emerged:

- Creating jobs
- Prioritizing communities
- Emphasizing and building social cohesion
- Fostering public awareness and education
- Using the landmark federal funding opportunities

These themes cut across all eight Focus Areas as well as across the Pillars of Sustainability, Equity, and Resilience. They demonstrate how





the community's vital voice helped shape the 2023 Green Cincinnati Plan and where the greatest common ground lies. Furthermore, the themes showcase the importance of integrating action at the grassroots level with communities in order to move the City forward toward a new future. With an influx of federal funds from the 2021 Infrastructure Investment & Jobs Act (IIJA) and 2022 Inflation Reduction Act (IRA), Cincinnati can implement the necessary actions to achieve the GCP's goals.



The flower motif, used throughout the plan, symbolizes the vision for Cincinnati and connects the Pillars and eight focus areas: Buildings & Energy, City Operations, Community Activation, Food, Mobility, Natural Environment, Resilience & Climate Adaptation, and Zero Waste.

## Join Us: Be the Seeds of Change

The 2023 GCP sets forth an ambitious vision for Cincinnati—a call to action. The flower motif, used throughout the plan, symbolizes this vision and creates an overarching connection among the Pillars and Focus Areas. The flower, like this climate action plan, leads us to think of our natural connections, which are diverse, beautiful, cross-pollinating, delicate, rooted, and dependent on the ecosystem they are a part of.

To realize this vision, the City will lead by example, and partner with local “Champion” organizations to shape collective impact. Cincinnati is home to residents, businesses, nonprofits, and other organizations that are poised to bring this vision to life. We commit to bring Champions together, to elevate the needs of priority communities, and to track and share our collective progress along the way.

This is our chance to reinvent the future and save our home. There is a place for you in the action. We hope you join us. We need you. Be the seeds of change.



Green Cincinnati Plan  
**2023**

# Climate Change in Cincinnati— Why We Need the Green Cincinnati Plan



# Climate Change in Cincinnati—Why we need the Green Cincinnati Plan

A global crisis with real local impacts

## Why is Climate Change Happening?

Exploiting fossil fuels for industrialization has spurred prosperity and economic growth over the last 150 years. However, the bill for that growth is now coming due. Increasing concentrations of greenhouse gases in the atmosphere from the burning of fossil fuels are causing changes in our climate. As human population and consumer behaviors grow and require more resources, we must reckon with the consequences of burning fossil fuels to power our lives.

A growing collection of recent scientific reports has found that global climate emissions need to decline by 45% from 2010 levels by 2030 and reach net zero around 2050 to limit global warming to 1.5°C.<sup>1</sup> The local impacts of climate change in Cincinnati—rising heat, increased storms, pests, worsening impacts on health and agriculture, climate migration, increased costs to municipal government—require the City to act to mitigate Cincinnati’s impact on global warming.



Children get relief from summer heat in the water fountains at Washington Park. Photo courtesy of City of Cincinnati.

Addressing carbon emissions will take a global effort. With 70% of emissions coming from urban areas, Cincinnati recognizes that cities play a unique role. Focused efforts to decarbonize locally will improve the quality of life, economic well-being, and long-term sustainability of our City and region.

## Local Impacts of the Climate Crisis

Although climate change is a global issue, its impacts vary by region. While some parts of the globe and the United States will experience the effects of melting ice caps, rising sea levels, forest fires, and hurricanes, Cincinnati will not. Instead, rising temperatures and an increased frequency and severity of storms will cause major impacts which the City and its residents will have to face together.

### Rising Temperatures and Severe Storms

The earth is getting hotter and so is Cincinnati. Historically, Cincinnati experiences about 30 days a year with a heat index over 90°F. By mid-century, it will be 79 days.<sup>2</sup> By 2080, the average daily temperature is projected to be more than 10°F hotter.<sup>3</sup>

While many parts of the world are experiencing drought, Cincinnati is actually experiencing more storms. Annual precipitation in the Midwest has increased 5-10% since 1950.<sup>4</sup> Not only will the Cincinnati region see more storms, the storms will be more severe.

As Cincinnati's climate changes, there will be impacts to our ecosystem, infrastructure, and the health and well-being of residents.

### Health Implications

An increase in the number of dangerously hot days will lead to an increase in heat-related illnesses, including heat rash and cramps, and potentially fatal illnesses like asthma and heat stroke. Similarly, extreme temperatures put additional pressures on hospitals, emergency rooms, and medical services.

Illnesses carried by ticks, mosquitos, and other vectors are also expected to increase as the warming weather allows these carriers to move into new geographic regions, expanding their range. Infection rates for Lyme disease (spread by ticks) could rise, and other viruses, like West Nile, could appear in the local mosquito population.<sup>5</sup>

Climate change will also impact air quality. In Cincinnati, major sources of poor air quality include ozone and small particulate matter (PM 2.5). Hot sunny days with stagnant air accelerate ground-level ozone production, which can increase the amount of particulate matter present. Exposure to



Rising temperatures and an increased frequency and severity of storms will cause major impacts

these pollutants can cause or exacerbate health conditions like respiratory and cardiovascular diseases, aggravated asthma, and other chronic illnesses, leading, in some instances, to premature death.<sup>6</sup>

Increasing storms and flooding can also lead to adverse health effects, especially in areas where sewer and water infrastructure is inadequate. Flooding from storms can cause sewer back-ups into homes and businesses, and water intrusion into buildings, resulting in increased exposure to pathogens and illness.<sup>7</sup> Flooded homes can cause sleeplessness, anxiety, depression, and post-traumatic stress disorder.<sup>8</sup>



Severe storms caused flooding of the Ohio River onto the Public Landing downtown.

## Impact to Infrastructure

Heavy storms caused by climate change can also impact infrastructure. In 2019, large rain events caused hillside instability along Columbia Parkway, requiring a \$17.6 million 2-year stabilization project to repair the damage and prevent future landslides.<sup>9</sup>

Large rain events also affect the quality of water in the region. Like many older cities, Cincinnati has a combined storm-sewer system that was not designed to manage the volume of water generated during the kinds of extreme storms we are experiencing now.

When the volume of water exceeds the capacity of the storm-sewer system, the water is evacuated into combined storm sewer overflows (CSOs), resulting in stormwater and raw sewage entering the region's water ways. According to estimates, approximately 7.1 billion gallons of combined sewage overflow in a typical year are released into area waterways.<sup>10</sup> While improvements to the region's sewer system have controlled and removed over 150 CSOs, the number of CSO occurrences per year has remained constant over the past decade due to increased storm events.





Intense storms caused landslides onto Columbia Parkway in 2016, requiring over \$17 million to clean-up and repair. Photo courtesy of City Staff.

## Agricultural Disruptions

As increased heat causes local waterways to evaporate, this decrease in water supply will negatively impact agricultural productivity.

Crop loss is one of the chronic threats to agriculture from climate change in the Greater Cincinnati Area. Rising temperatures are expected to extend the frost-free season 20 days by mid-century.<sup>11</sup> While this might increase crop yield, hotter summers and periods of drought are expected to lead to a 5-25% decline in corn and soybean crop yields by mid-century.<sup>12</sup>

Moreover, an increase in average winter temperatures will affect the freeze-thaw cycle of the soil. This disruption can lead to challenges like flooding, increased insect and weed populations, and loss of native species that require colder temperatures to germinate.<sup>13</sup> Furthermore, the increase of pests and weeds from rising temperatures and the extended growing season can reduce yields, requiring the use of more adaptive farming techniques.<sup>14</sup>

The region is also expected to become more humid. This increase in high air moisture allows for many agricultural pests and pathogens to flourish, competing with crops and decreasing grain storage. These changes can all result in major economic output losses for farmers and require quick action to adapt farming techniques.

## Climate Migration

Extreme heat, more frequent large flood events, forest fires, hurricanes, and other natural disasters are displacing people from their communities.

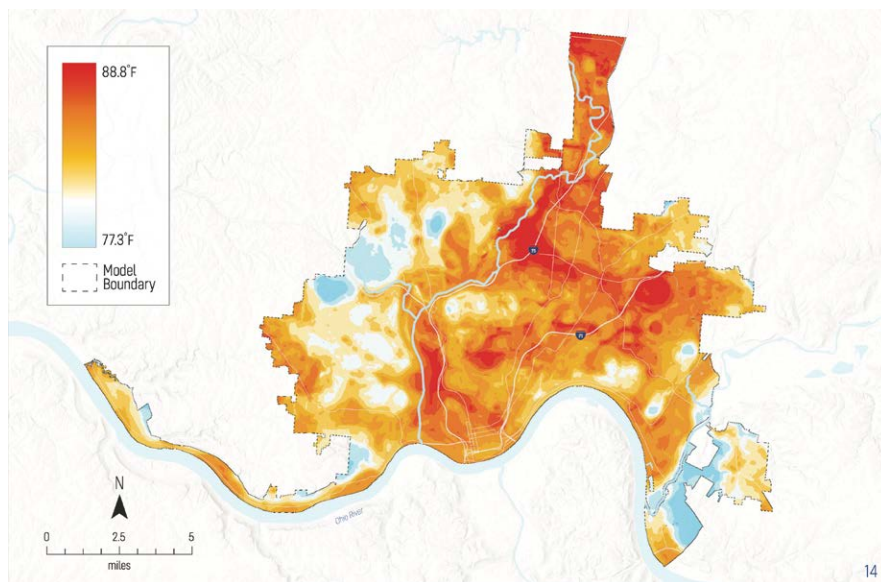


Due to rising temperatures, Cincinnati must develop and prepare the infrastructure and economy to be resilient to climate change.



One example of this is the extreme floods that impacted 13 counties in eastern Kentucky in July 2022. The flooding destroyed homes and infrastructure, required over \$154.6 million for recovery, and displaced people from their homes for months.<sup>15</sup>

Cities in the Midwest are expected to experience climate migration from communities impacted by sea level rise and other natural disasters.<sup>16</sup> As a large city within this region, Cincinnati must develop and prepare the infrastructure and economy to be resilient to climate change—as well as prepare to receive those who might relocate to the City out of necessity. Preparing for in-migration requires improving infrastructure to serve a larger, more diverse population, increasing housing availability—especially affordable housing and multi-family housing—and providing transportation improvements for a growing city.



2020 Heat Watch Report predicts Cincinnati neighborhoods could experience up to a 10 degree difference in evening temperatures. This is one example of how climate change will affect the city and residents unequally.

## Climate Change is an Equity Issue and a Risk-Multiplier

Not all residents and neighborhoods of Cincinnati will be equally impacted by climate change. In this way, the climate crisis is first and foremost an equity issue.

A 2020 study documented the Urban Heat Island Effect in Cincinnati and found that areas with lower levels of tree canopy and higher levels of impervious surfaces—such as parking lots and roads—have higher surface temperatures, sometimes up to 12°F higher.<sup>17</sup> This means that not all of the city’s 52 neighborhoods will experience the impact of rising temperatures equally.

The 2020 Heat Watch Cincinnati study identified the neighborhoods in Cincinnati with the greatest urban heat island exposure. These include predominately low-income communities of color that were historically red-lined and where residents have been systematically denied access to financial services.<sup>18</sup> These neighborhoods will feel the effects of rising temperatures more dramatically, and these effects will be compounded for residents in housing where air conditioning is not available.

Not only will the impacts of climate change not be equally distributed throughout Cincinnati, but the adverse health effects of climate change will also not be distributed equally. Vulnerable populations will be more likely to face worsening health conditions. This includes older adults, children, and those living in risk-prone areas which are disproportionately affected by heat, flooding, and poor air quality. These populations are often communities of color and low-income.<sup>19</sup>

Similarly, with storms, these issues do not impact residents equally. The effects of storms more severely impact residents in neighborhoods on hillsides and in valleys.

The climate crisis acts as a risk-multiplier, making existing problems worse. When considering poverty (including energy poverty), homelessness, and public health issues, some members of our community are at higher risk from the impacts of climate change. The nature of these risks and the way they present in our communities is a growing field of research, shaping the way cities design climate solutions to protect the most vulnerable populations.<sup>20</sup>

## The Cost of Inaction

Given how rising temperatures and increased storms will impact the City, it is important to allocate the appropriate resources to address these impacts. In 2022, the Ohio Environmental Council, Power A Clean Future Ohio, and Scioto Analysis published the report “The Bill is Coming Due: Calculating the Financial Cost of Climate Change to Ohio’s Local Governments.” This report documents how Ohio cities could spend an additional \$1.8 to \$5.9 billion per year by 2050 to manage the effects of climate change.<sup>21</sup>

The report reviewed 10 climate impacts on municipal spending: air conditioning installation, electrical costs, cool roofing, cooling centers, road repair, drinking water treatment, storm recovery, power lines, stormwater management, and elevating roads. These costs will not only burden the municipalities, but also their residents and taxpayers. Cincinnati must act now to prepare the infrastructure for climate change.



Ohio cities could spend up to an additional \$5.9 billion per year by 2050 to address 10 impacts of climate change

**THE BILL IS COMING DUE**





Green Cincinnati Plan  
**2023**

# What is the Green Cincinnati Plan?



# What Is the Green Cincinnati Plan?

## A bold, collaborative reach for carbon neutrality

The Green Cincinnati Plan (GCP) is a community vision to address climate change and build a more sustainable, equitable, and resilient future. The GCP was first introduced in 2008 and has become a central tenet of city planning. As science, politics, and technology have evolved, the City has updated the GCP every five years (2008, 2013, 2018).

Building on the successes of the previous plans, the City of Cincinnati is proud to present the 2023 Green Cincinnati Plan. For the first time ever, this plan charts a path to carbon neutrality, marking the most ambitious climate action plan in Cincinnati's history. The Plan focuses on the intersectional environmental systems that shape our lives, offering near-term steps toward long-term transformational goals.

The Green Cincinnati Plan reflects many aspects of the award-winning Plan Cincinnati<sup>22</sup>— particularly three of Plan Cincinnati's five initiative areas: Sustain, Connect and Compete. The Green Cincinnati Plan builds on Plan Cincinnati to create an implementation framework for portions of these initiatives. The City and community partners will work with communities to incorporate the Vision, Goals, Strategies, and Actions outlined in this document in developing neighborhood plans.



The Green Cincinnati Plan was first introduced in 2008 and has been updated every five years to maintain relevant recommendations as science, politics, and technology have evolved.

## Green Cincinnati Plan Sustainability Milestones

The GCP has served as a rallying call for individuals and organizations to come together to take strategic action. Over the years, this collaboration has produced a growing momentum with many notable accomplishments:

### 2006

- The City of Cincinnati Office of Environmental Quality is formed.

### 2007

- LEED Tax Abatement introduced to encourage high-performance buildings.

### 2008

- Cincinnati adopted the 2008 Green Cincinnati Plan as a roadmap for how Cincinnati can be a national leader in addressing global climate change and make Cincinnati a healthier place to live.

### 2009

- Free parking for electric vehicles at all City parking meters, and some City garages.
- Phase 1 of Energy Efficiency Retrofits in City buildings. In 3 phases, the City completed deep retrofits on more than 60 buildings, reducing the City's energy bills by more than \$2 million per year.
- The City's Urban Agriculture Program begins, with six city-owned parcels being leased for \$1 each.

### 2010

- Enhanced curbside recycling offering new, larger recycling carts.

### 2011

- Green Umbrella restructured as regional sustainability alliance, becoming a backbone organization for sustainability efforts in the region.
- Cincinnati Zoo & Botanical Garden installs 1.5 mW solar canopy over parking lot.



Cincinnati Zoo & Botanical Garden solar canopy.

## 2012

- 100% Renewable Electricity—The City of Cincinnati completed the “electricity aggregation” process in 2012, buying electricity in bulk on behalf of approximately 60,000 residential and small commercial accounts.
- Car Sharing—Zipcar became Cincinnati’s first car sharing company, with vehicles located in Downtown and Over-The-Rhine.
- Cincinnati adopted a new comprehensive plan, called Plan Cincinnati, and one of the five primary initiatives at the core of the plan is to “Sustain—Steward resources and ensure long term viability.”
- Solar Power Purchase Agreement (PPA)—Installed solar panels on 3 City facilities: College Hill Rec Center, Beekman Garage, and One-Stop Permit Center.

## 2013

- 2013 Green Cincinnati Plan published.
- Lick Run Greenway project launched in South Fairmount to reduce combined sewer overflows (CSOs) into the Mill Creek.

## 2014

- Red Bike bikeshare launched in Downtown and Uptown neighborhoods.



Photo courtesy of Red Bike.

## 2015

- Cincinnati District 3 police station—Built as a sustainable, energy efficient and environmentally friendly facility meeting LEED Platinum status, the new station is designed to generate as much energy as it consumes.
- Expansion of the Red Bike system, which increased the size from 35 stations to 50 stations.
- First Annual Midwest Regional Sustainability Summit—attended by more than 300 individuals representing 150 businesses and organizations.
- The Greater Cincinnati Regional Food Policy Council is formed to address food access & consumption, production & land use, distribution and assessment, planning & zoning.



## 2016

- Electric Vehicle Chargers—the Office of Environment and Sustainability brokered resources from Nissan and Clean Fuels Ohio to obtain electric vehicle DC fast chargers at 5 locations in Cincinnati.
- Natural Gas Aggregation—the City entered a new Natural Gas Aggregation Contract with Constellation Natural Gas as the provider. Approximately 46,000 of 69,000 eligible households were purchasing their natural gas through this program.
- Opening of Cincinnati Bell Connector—The streetcar operates on a 3.6-mile loop.
- Solarize Program launches, accelerating the pace of residential solar installations.
- The first Food Waste Forum convenes 150 stakeholders to create a regional food waste action plan.

## 2017

- Curbside textile recycling—Residents are now able to recycle clothing, textiles and housewares just as easy as they can recycle other items.
- Cincinnati signs a contract to provide 100% green energy to City facilities.
- Cincinnati becomes the 1st aggregation program in the US to offer 100% green energy for both electricity and natural gas.
- Mayor Cranley signs the Compact of Mayors—a global agreement of 648 cities that have agreed to measure emissions and climate risk and publicly report findings.
- Mayor Cranley commits Cincinnati to 100% Renewable energy by 2035.

## 2018

- 2018 Green Cincinnati Plan adopted by City Council.
- Cincinnati selected for the American Cities Climate Challenge, infusing money and technical support into accelerating climate strategies.

## 2019


- 100 MW Solar PPA contract signed.
- Warm Up Cincy launched to address energy poverty in multi-family buildings.

## 2020

- Issue 7 Bus levy passes, significantly increasing funding for regional public transit.

## 2021

- First Climate Equity Indicators Report published, assessing neighborhood level climate vulnerabilities
- Climate Safe Neighborhoods launches, starting neighborhood-scale climate resilience planning.



The report prioritizes neighborhoods which are hardest hit by climate change.

- Contract signed for LED lighting upgrades to 94 facilities and the installation of 1.34 MW of solar across 9 facilities.
- Lick Run Greenway project completed—a bioengineered surface stream and separated stormwater sewer which eliminates approximately 800 million gallons annually of combined sewer overflows into the Mill Creek.
- Cincinnati secures USDA funding to start community composting <500 sq ft. at various neighborhood sites.

## 2022

- Climate, Environment & Infrastructure Committee becomes the first climate-focused committee in City Council history.
- Cincinnati signs the Milan Urban Food Policy Pact, and is awarded Special Mention for food waste prevention efforts.
- Complete Streets policy passed by City Council.
- Cincinnati secures grant to launch biochar program to handle Park's wood debris.
- Inaugural Equity Committee formed to shape the 2023 GCP Vision, Goals, & Strategies and establish a formal Equity Commitment and strategic engagement metrics.

## 2023

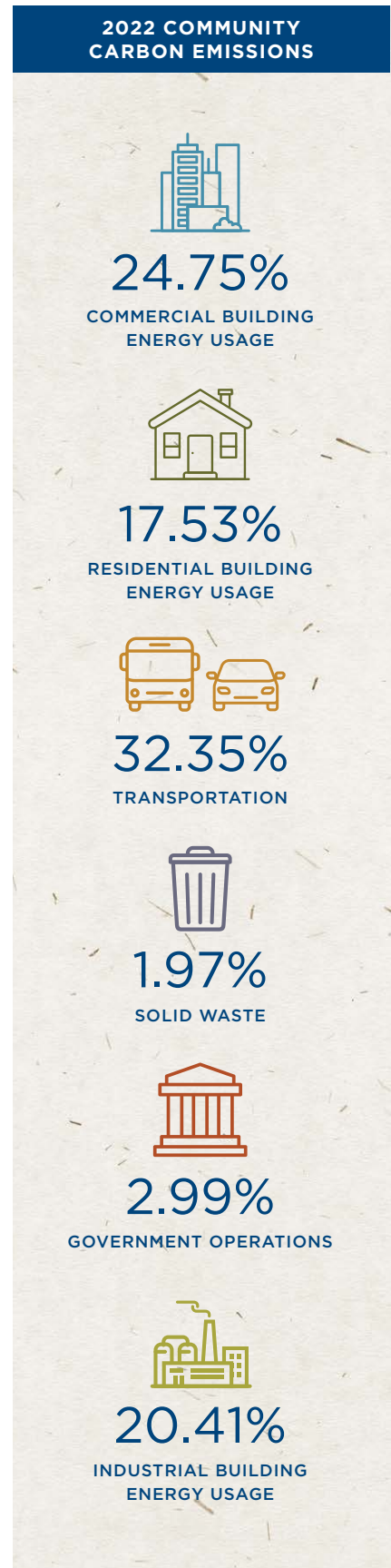
## Carbon Emissions

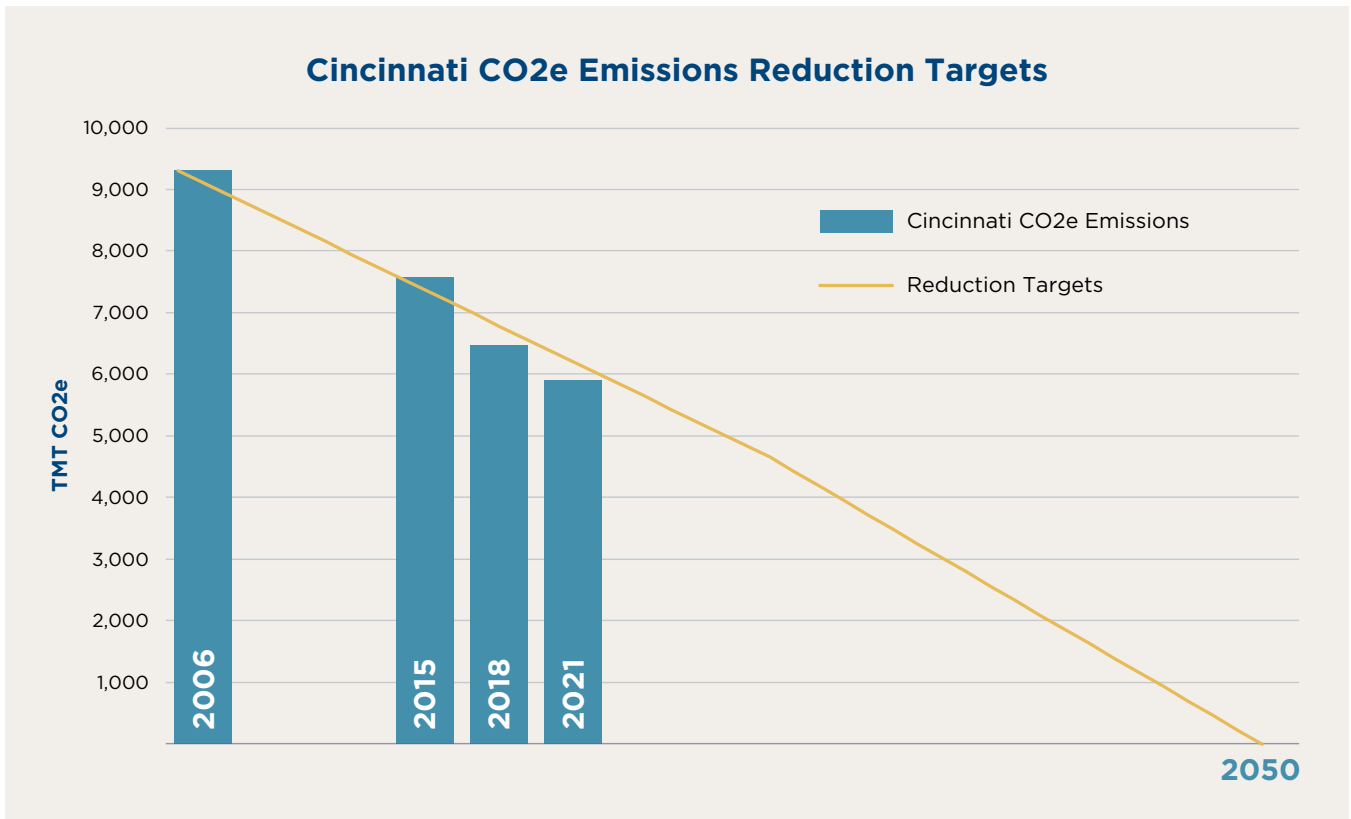
To address the climate crisis, the global community is organizing to drastically reduce carbon emissions around the globe. As a city, Cincinnati is working to address carbon emissions at home. Cincinnati first adopted carbon reduction goals in the 2008 Green Cincinnati Plan, establishing a commitment toward an 80% reduction in carbon emissions by 2050, from a 2006 baseline. In order to reduce emissions, it is critical to understand where local emissions are coming from.

### Community Emissions Inventory

The Office of Environment & Sustainability models greenhouse gas emissions produced by Cincinnati over the course of a year to measure the climate impact of the City. The Cincinnati Community Emissions Inventory quantifies the amount of carbon emissions from different sources within the City. The inventory is broken down into three major components: stationary energy sources (buildings, factories, etc.), transportation, and waste. Of these three, stationary sources account for approximately 66% of all emissions. Focusing on ways to improve the energy efficiency of stationary sources and to acquire clean sources of power will be critical to reducing emissions citywide.

Since 2008, the actions set forth by the GCP have helped the City make significant progress toward its carbon reduction goals. Cincinnati's 2021 community emissions inventory estimates total community-wide emissions of 5.9 MMT CO<sub>2</sub>e (million metric tons of carbon dioxide equivalent), representing a 36.6% decrease from the 2006 baseline of 9.3 MMT CO<sub>2</sub>e. While there have been reductions across each of the major categories, energy efficiency and renewable energy projects to stationary energy sources (buildings, factories, etc.) have been the driving force behind the reductions. **The current trajectory of carbon emissions reductions puts the City on track to meet its decarbonization commitments.**





## Moving forward toward Carbon Neutrality

The 2023 Green Cincinnati Plan marks a departure from the carbon goals of the past. With recent developments in the science of climate change, it has become apparent that the world will need to accelerate decarbonization. **With the adoption of this plan, Cincinnati commits to 50% reduction in carbon emissions by 2030, and 100% community-wide carbon neutrality by 2050.**

The City of Cincinnati Government is committed to leading by example. But it is important to note that the government accounts for less than 4% of all the emissions in Cincinnati. To achieve carbon neutrality will require all hands on deck, with concerted effort from individuals and institutions.

With a vision of a zero-carbon future, this climate action plan identifies the near-term steps Cincinnati must take to achieve this aspirational goal. **In many ways, this plan is a roadmap for re-inventing a city—re-inventing the way we construct our buildings, the way we power our homes, the way we get around, and the way we interact with and honor nature.**



ClimateOS Overview. Photo Courtesy of ClimateView.

## ClimateView – Making climate data accessible and interactive

The City of Cincinnati is using the ClimateView platform to assist in carbon emissions measurement, tracking, and forecasting. The platform allows the City to identify the optimal pathways to net zero by highlighting which sectors are producing emissions, exploring different emission reduction scenarios, and understanding the impacts

different actions have on emissions. Most importantly, ClimateView is intended to allow residents and businesses to track the City's progress by bringing the Green Cincinnati Plan to life through interactive emissions reports and status updates on the Plan's priority actions.



## Central Pillars of the Green Cincinnati Plan

The Green Cincinnati Plan Steering Committee determined that the 2023 GCP would have three central pillars: Sustainability, Equity, and Resilience. These three important concepts are closely related and have significant implications for individuals, communities, and the natural world. The pillars serve as central tenets, upon which the Goals, Strategies, and Actions of the 2023 GCP are built. A deeper explanation of each of these pillars follows below.



The 2023 GCP Steering Committee guided the process and was composed of a diverse group of local business, faith, nonprofit, and government leaders. Photo courtesy of Monica Windholz.



## Sustainability

Sustainability is the practice of preserving natural resources and ecosystems for the benefit of current and future generations. It involves making decisions and taking actions that minimize the negative impact of human activities on the environment, while also ensuring that the needs of society are met. Ultimately, the goal of environmental sustainability is to create a healthy, balanced, and maintainable relationship between humans and the natural world.

Currently, our culture of extraction threatens sustainability. We take and take from the natural environment without replacing or regenerating the extracted resources. The 2023 GCP has many goals, strategies, and actions that seek to restore and regenerate our environment, shift to renewable sources of energy, and eliminate the carbon pollution that is driving climate disruption.

Examples of Sustainability Aligned Strategies in the Green Cincinnati Plan:

- Decrease energy usage in new and existing buildings through the adoption of energy-efficiency program.
- Provide residents and businesses with continual access to power from clean energy sources.
- Amplify the workforce to meet the demands of the green economy.
- Improve bike and pedestrian connectivity so that residents can safely access the places they need to go.
- Improve preservation, health, and maintenance of trees in existing urban canopy.
- Divert food waste through prevention, reuse/recovery, and composting.

### 2023 GCP Definition

Sustainability means creating and maintaining conditions to meet the needs of present generations without compromising the ability of future generations to meet their own needs. It acknowledges that human survival and well-being depends on our natural environment.



### 2023 GCP Definition

Resilience is a tenacious ability for individuals and communities to collaboratively anticipate, accommodate, and positively adapt to thrive amidst changing climate conditions through greater social cohesion, strong partnerships, and access to resources.

## Resilience

Resilience is the capacity of individuals, communities, institutions, businesses, and systems within a city to survive, adapt, and grow—no matter what kinds of challenges and threats they face. In the context of climate change, resilience is like the triage and emergency room of the sustainability building. It measures a community’s ability to prepare for and adapt to climate hazards and recover quickly from climate-related disasters. Given this importance, Resilience is both a foundational pillar and the subject of Focus Area for the 2023 GCP.

To increase its own resilience, Cincinnati can empower communities to identify the climate threats unique to them and prepare for possible shocks or disasters. When we work to build resilience in our neighborhoods, we deepen relationships and connections, creating positive social cohesion that spans both the built and natural environments. In other words, people are *collaborating* with the natural environment rather than simply interacting with it.

In the coming decades, building resilience will be essential to urban policy as well as a smart investment for all cities, including Cincinnati. Because resilient cities can better handle natural and human-made disasters, they can protect human life, absorbing the impact of economic, environmental, and social hazards. By taking steps to deepen Cincinnati’s own resilience, we are making the City a healthier, more attractive place to live and do business.

Examples of Resilience Aligned Actions in the Green Cincinnati Plan:

- Decrease sewer backups, sewer overflows, and overland flooding (aka flash flooding) by supporting community-wide sewer infrastructure improvements and prioritizing projects in priority communities.
- Establish prioritized facilities as “Resilience Hubs”—centers that foster community connection and preparedness during emergencies.
- Incentivize green infrastructure projects in communities with extreme heat and flood vulnerabilities.
- Conduct inventories, assessments, and clean-ups of contaminated industrial sites—referred to as brownfields—aligned with both community revitalization priorities and city planned reuse.
- Implement affordable housing strategies to stabilize communities.

## Equity

Climate change impacts communities of color and other vulnerable populations in disproportionate ways. For example, bad air quality leads to higher asthma rates, degraded infrastructure leads to flooding and sewer backups, and fewer trees and more pavement lead to higher and more unhealthy temperatures. These factors are more prevalent in communities of color and other vulnerable priority neighborhoods.

By centering equity in climate action planning—using tools like the 2021 Cincinnati Climate Equity Indicators Report<sup>23</sup>—we can better reduce the burden of climate events and reallocate the benefits of taking action. To place equity firmly at the center, however, we must purposefully engage with and invest in the people and communities most impacted by environmental injustice. In addition, the City recommends an approach called “targeted universalism”: setting universal goals from which all groups benefit yet achieving these goals through targeted approaches. Intentionally prioritizing equity at every stage gives us a better chance of disrupting these cycles of injustice. Supported by the GCP Equity Framework (See Appendix), Cincinnati is on a journey toward more equitable climate action.

Examples of Equity Aligned Strategies in the Green Cincinnati Plan:

- Reduce energy costs for tenants and homeowners experiencing energy poverty to improve the affordability of housing.
- Use a variety of systems to create equitable access to nutritious, affordable food in every neighborhood, prioritizing communities that need it most and creating food sovereignty.
- Provide reliable public transportation options and an improved rider experience to connect residents to the places where they need to go.
- Increase air quality studies and education and reduce pollution from air emissions.
- Reduce extreme heat, overland flooding, landslides, and water pollution vulnerabilities by incentivizing, improving, and increasing green infrastructure.

### 2023 GCP Definition

Equity is just and fair inclusion in which all can participate, prosper, and reach their full potential. In sustainability work, equity must be recognition, procedural, distributional, restorative, and transformational.



A community’s success or failure in preparing for the impacts of climate change will be measured by how it is able to address the needs of those on the frontlines of impacts and those already suffering from a range of challenges, including lack of economic opportunity, racism, and pollution.

**GEORGETOWN CLIMATE CENTER**





Green Cincinnati Plan  
**2023**

# Operationalizing Equity



# Operationalizing Equity

Integrating equity throughout the GCP journey

## A Word from Ashlee Young, Equity Committee Chair

It has been my honor to serve as the Equity Committee Chair for the Green Cincinnati Plan. One of the greatest challenges facing our community is climate change. Often when we talk about climate change, the language we use is not accessible to everyone and it doesn't center those most impacted. Like other issues in our community, climate impacts are not created equally or distributed equally; many of them disproportionately impact our Black and Brown communities, and communities with low wealth. It is important that we are deliberate about reducing those impacts.

What excites me most about the 2023 Green Cincinnati Plan is the intentionality of embedding equity into the process and plan with an explicit focus on racial equity.

It is up to all of us to hold our community accountable for how the plan is developed and implemented. Every step of the way it will be important to assess who will benefit and who will be burdened by the decisions we make. We see this intentional focus from the federal government with Justice40 and, it is our time as a community to put this commitment into practice through implementation and budgetary process.

Accountability lies with all of us, so the next time you are asked to be involved in any effort, think about who will benefit from this decision, who will be burdened by this decision. And we must ask, are those most impacted not only at the table, but are they leading and deciding what is best for their community? The choice is ours: as a city we can do the hard work now or we can suffer the consequences of having the same patterns repeated later, causing further harm to our communities.

If we want to see real change, we have to do things differently. Doing things differently is being intentional about creating a community-driven process for climate action planning. Investing in and supporting the leadership, knowledge, and expertise of those most impacted by any aspects of climate change will be needed to create community solutions that work.

EQUITY COMMITTEE CHAIR



**EQUITY COMMITTEE CHAIR**  
Ashlee Young

**ORGANIZATION**  
Vice President of Policy &  
Engagement, Interact for Health

Moving from equity as a concept described in the pillar to real-life application is neither simple nor easy, but it is imperative. The building blocks of common language, commitment, strategy, and tools will assist in integrating equity; a detailed description of these resources follows below.

As a public statement of collective commitment to the integration of equity, the GCP Steering Committee adopted the following Equity Commitment Statement.

This statement and the collective honesty and buy-in that it embodies will continue to guide and inform all involved in the Green Cincinnati Plan moving forward.

### **Equity Commitment**

The Green Cincinnati Plan (GCP) is committed to equity—with an explicit focus on racial equity. We acknowledge Cincinnati’s demographic makeup and our history of injustices. We believe that we will be better able to create an environment where all Cincinnatians can thrive by explicitly centering race in our efforts. The GCP will have an intentional focus on addressing the needs of those people and communities who experience elevated burdens from climate change and on an equitable distribution of benefits moving forward. We commit to embedding racial equity throughout the engagement process, written product, and implementation of the Green Cincinnati Plan to ensure accountability and impact.

## **Common Language**

As discussed in Equity Pillar above and approved by the Steering Committee, the Green Cincinnati Plan shares the following foundational definitions of equity:

**Equity:** just and fair inclusion in which all can participate, prosper, and reach their full potential. In sustainability work, equity must be recognition, procedural, distributional, restorational, and transformational.

**Racial Equity:** an outcome in which “race no longer determines one’s socioeconomic outcomes. As a process, we apply racial equity when those most impacted by structural racial inequity” can fully participate in the development of “institutional policies and practices that impact their lives.”<sup>24</sup>

There are five types of equity as identified in the GCP's definition:

1. **Recognitional equity** identifies and acknowledges injustices affecting specific populations that various institutions have created, including government.<sup>25</sup>
2. **Procedural equity** addresses power structures and access to participation in decision-making. A key to this is ensuring equitable, inclusive, and meaningful engagement and asking how our engagement shifts power, builds trust, and ensures accountability, both structurally and intergenerationally.<sup>25</sup>
3. **Distributional equity** addresses the distribution of burdens and benefits and deploys targeted resources to reduce inequities across different populations.<sup>25</sup>
4. **Restorational equity** makes commitments to correct past harms and facilitate repair, including revitalizing degraded relationships, land, and other resources.<sup>25</sup>
5. **Transformational equity** addresses underlying structural conditions that cause social and racial injustices while cultivating accountability, reducing harm, and preventing future unintended consequences.<sup>25</sup>



Like other issues in our community, climate impacts are not created equally or distributed equally, many of them disproportionately impact our Black and Brown communities, and communities with low wealth. It is important that we are deliberate about reducing those impacts.

**ASHLEE YOUNG**  
GCP Equity Committee Chair

**Priority Communities:** communities where climate mitigation and efforts to close the disparity gaps are likely to be most impactful due to historic and systemic discrimination, vulnerability to climate-related events and disasters, and capacity to adapt to these challenges.

As the City works to operationalize the climate equity strategies of the GCP, a common language and approach to prioritizing communities hit first and worst by the climate crisis is needed. In climate equity work, communities are referred to by many different terms—frontline, disadvantaged, under-resourced, minority, low-income, and more. The GCP uses the term “Priority Communities” to communicate the essence of these various terms and to signal the importance of elevating these communities’ needs based on a nuanced approach that is supported by both data and lived experience.

The particular strategy being implemented and the exact focus of the implementing partner will help determine how communities get prioritized. Tools like the [Climate Equity Indicators Report](#)<sup>26</sup>—and other resources found in the GCP Equity Framework (see Appendix)—will provide the necessary quantitative data while residents’ lived experiences will provide the necessary qualitative data. In fact, the GCP Equity Framework



provides an expanded set of tools and offers guidance on determining Priority Communities for GCP implementation.

We live during a critical moment in human history. We have created a problem that will require us to come together to deliver the transformational change the moment requires. This Plan is a community vision born from the many voices who have contributed their ideas and energy.





Green Cincinnati Plan  
**2023**

# How was the Green Cincinnati Plan Co-Created?



# How was the Green Cincinnati Plan Co-Created?

Building a community vision through inclusive community engagement



## A People-Centered Plan

People are at the center of this plan. Reinvention gives the opportunity to consider the “design-flaws” of the way things were done in the past. In designing a human-centered climate action plan, the community was challenged to define the core values on which the Plan is built.



## Intentionally Inclusive Community Engagement

In many ways, process is as important as product. With the foundational Pillars of Sustainability, Equity, and Resilience in place, the Steering Committee co-designed a community engagement process to collect input from residents and partner organizations.

The process was launched with a kickoff event in May of 2022 at the Cincinnati Zoo. More than 300 residents attended to give shape to the plan, provide suggestions, and identify key community organizations who should be involved.

The effort was informed by an Equity Committee, charged with creating an The GCP Equity Framework to guide the process and eventually implementation.

Eight subcommittees focused on developing climate action plans in the following areas:

- Buildings & Energy
- City Operations
- Community Activation
- Food
- Mobility
- Natural Environment
- Resilience & Climate Adaptation
- Zero Waste



From June to December of 2022, each of the subcommittees held a series of in-person and virtual engagement opportunities. A trio of leaders oversaw each Focus Area Subcommittee: a subject matter expert who served as Focus Area chair, an Equity Liaison who ensured community voice, and a facilitator from the Office of Environment & Sustainability (OES) who provided structure and support. With the directive to engage and include the community at every step in the Plan’s formation, each Focus Area team held three public meetings throughout the summer and fall of 2022. In all, hundreds of residents participated in 40+ public meetings and contributed over 3,000 ideas for sustainable action, resulting in the Vision, Goals, Strategies, and Priority Actions in the Focus Area section of this Plan.



Equity Liaison Darryl Franklin presents at the Zero Waste Focus Area Meeting. Photo courtesy of City of Cincinnati.

## Rooting In Equity

From the launch of the 2023 Green Cincinnati Plan process, the City was intentional about using equity as a core design principle. The Steering Committee and Focus Area Subcommittee Chairs represented a diversity of perspectives reflective of Cincinnati’s demographics. To help weave equity throughout the plan, each subcommittee was supported with an Equity Liaison, a member of the Equity Committee. These individuals served as a member of the leadership “trio” of each Focus Area during the community engagement to create space for valuable—and too many times unheard—perspectives. In these two primary ways, people of diverse backgrounds were intentionally included and served as the leaders and decision-makers.

## Resident Survey Provides for Virtual Engagement

Throughout the process, the Office of Environment and Sustainability and partners also provided virtual engagement options primarily via a survey of local community members. The survey asked residents about their perceptions around the impacts of climate change and what actions they would recommend. These ideas formed the themes considered in each Focus Area. Over 1,000 residents responded, representing 50 out of 52 of Cincinnati’s neighborhoods.

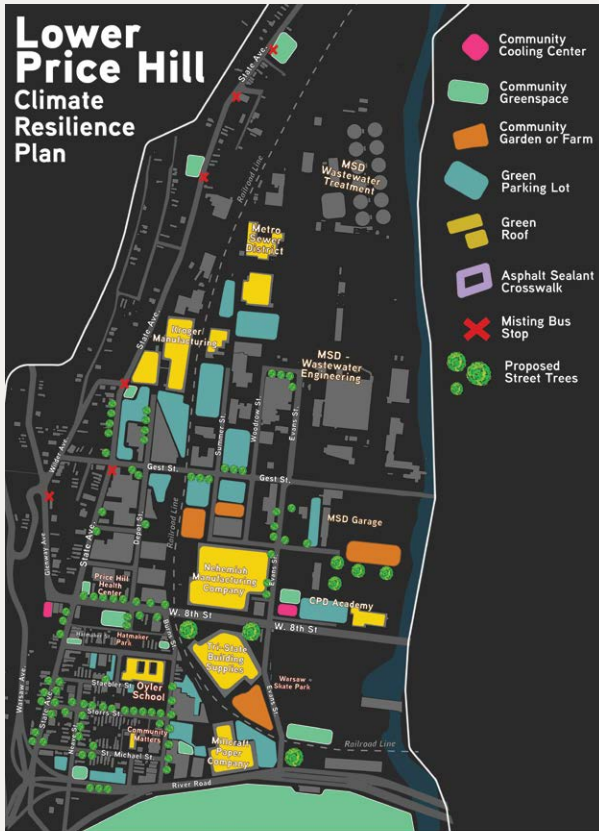


92%

OF CINCINNATIANS THINK  
CLIMATE CHANGE IS ALREADY  
AFFECTING OUR CITY

77%

AGREE THAT IT IS NOT AFFECTING  
ALL RESIDENTS EQUALLY



## Centering Priority Communities— Climate Safe Neighborhoods

Climate Safe Neighborhoods (CSN) is a national effort through Groundwork USA to identify neighborhoods that are more vulnerable to the effects of climate change because of racial and social injustices, spread awareness and educate residents in those neighborhoods, and ignite action towards climate resilience. The Climate Safe Neighborhoods partnership explores the relationship between historical race-based housing segregation and the current and predicted impacts of climate change. Effective community engagement is important for creating better policies and programs, addressing inequality, and building resilient communities.

Since 2021, Groundwork Ohio River Valley in partnership with Green Umbrella and the Office of Environment and Sustainability developed neighborhood Climate Advisory Groups to identify solutions to address extreme heat and flooding. Through intentional engagement with residents in priority communities, the effort honors community members as the subject matter experts in identifying local issues and co-creating community-based solutions. Residents are compensated for their work, and the goal is to develop neighborhood resilience maps, which serve as a platform for activating the residents’ vision and as a tool to advocate for resources. As of early 2023, 8 neighborhoods and 38 resident leaders have created Climate Resilience Plans (See Appendix). Many components of these plans are reflected in the GCP.



My focus was never on climate, but it was always about climate.

**MARISHA DAVIS**

Lower Price Hill resident,  
Climate Advisory Group participant,  
and now a Groundwork Neighborhood Liaison





Community members contribute to the Resilience map for South Cumminsville during the Climate Safe Community Series meeting. Photo courtesy of City of Cincinnati.

Additionally, the community engagement strategy took an explicitly accessible and placed-based approach with a focus on those communities experiencing the brunt of the impacts of climate change. All GCP community meetings were held in priority communities and at partners' facilities accessible by public transit. Surveys were made available in both virtual and paper formats as well as translated into Spanish.

The Climate Safe Community Series, an adaptation of the Climate Safe Neighborhoods effort, allowed Groundwork Ohio River Valley, Green Umbrella, and OES to pilot an approach for residents of neighborhoods experiencing disproportionate impacts of climate change firsthand to share their neighborhood-level expertise, craft a vision for their community, and provide recommendations for the 2023 GCP. Across 4 sessions during the summer of 2022, more than 225 residents representing 11 priority communities gathered to share their lived experiences. To make participation possible, childcare was provided, and residents were compensated for their time. Nearly 300 ideas were shared to improve the sustainability, equity, and resilience of these key neighborhoods. All ideas and suggestions were considered in developing the Goals, Strategies, and Actions of the Focus Areas.





## Tying it all together

Co-creation of a community vision requires listening, collaboration, and compromise. With more than 3,000 citizen recommendations, the Focus Area subcommittees worked to synthesize the input from multiple channels.

## Cross-Cutting Themes that Span the 2023 Green Cincinnati Plan

To develop the Goals, Strategies, and Actions for the Focus Areas, the 2023 Green Cincinnati Plan process incorporated feedback from many voices, backgrounds, and levels of expertise. During this process, a number of cross-cutting themes emerged as key community priorities:

- Creating Jobs
- Prioritizing Communities
- Emphasizing and Building Social Cohesion
- Fostering Public Awareness
- Leveraging Landmark Federal Funding

These themes span all eight Focus Areas as well as the three Pillars of Sustainability, Equity, and Resilience. They represent a desire and need expressed in multiple ways throughout the engagement process. They

demonstrate how the community's vital voice helped shape the 2023 GCP. Furthermore, the themes showcase the importance of integrating action at the grassroots level with communities in order to move the City forward toward a new future.

### **Creating Jobs**

Jobs that are self-sustaining provide dignity and an opportunity for wealth-building. Many priority communities lack access to such jobs and required training, forcing residents to travel far distances to work and school. This need for self-sustaining jobs arose as a theme in nearly all Focus Areas—more so than any other theme. The emerging technology and redevelopment needed to reduce the City's carbon footprint and enact the strategies in the GCP require the creation of new training pathways and jobs of varying skill levels. The training and job creation opportunities before us will be further explored in following sections.

### **Prioritizing Communities**

Centering Equity in the GCP highlighted the need to prioritize change in the neighborhoods and communities which need it most—not necessarily those with the loudest voices or the most influence. All areas and aspects of the GCP must prioritize the communities that have been historically underrepresented and have endured a disproportionate amount of environmental injustice. While data is an imperative source that drives strategy, the lived experience of those most impacted must be considered as well.

### **Emphasizing and Building Social Cohesion**

Social cohesion (tight-knit communities) is a critical tool for resilience and climate adaptation, and its importance came up again and again in the GCP development process. By emphasizing social cohesion, we ensure we are identifying solutions that match infrastructure and policy changes to the specific communities being served. Additionally, these solutions strengthen the relationships among members of a community and engage the community in each step of the decision-making process.



## Justice40

Justice40 (J40) is dynamic, cross-department effort across the federal government to explicitly require equitable benefits be applied to programs related to climate change (e.g., clean energy and energy efficiency, clean transportation, affordable housing, workforce development, pollution remediation, clean water infrastructure, and more)—including federal funding. Justice40 aims to bring resources to communities most impacted by climate change, pollution, and environmental hazards.

### **Fostering Public Awareness**

The City cannot accomplish all the goals of the 2023 Green Cincinnati Plan on its own. Instead, it must rely on the involvement and commitment of partner organizations and grass-roots efforts. Furthermore, the City needs the public's help. By understanding the GCP's overall significance and supporting investment in the appropriate strategies and actions, the public can provide the necessary momentum to propel Cincinnati forward.

### **Leveraging Funding Opportunities**

Passed in 2022, the Infrastructure Investment & Jobs Act (IIJA) and Inflation Reduction Act (IRA) brought enormous funding opportunities to states and municipalities for job creation, infrastructure improvements, and technology development and adoption. The importance of leveraging these opportunities to accomplish the goals of the GCP spans all eight Focus Areas.

These cross-cutting themes that span the Focus Areas and the Pillars help to unify the actions and efforts of the City and community partners.

Thanks to intentional alignment of the GCP Action Plans with J40 priorities, The City of Cincinnati is primed to leverage the unprecedented federal funding opportunities through the implementation of the Green Cincinnati Plan. With the support and engagement of the broader community, the GCP lays out an actionable roadmap to advance climate action, resilience, equity, and job creation in our community. The overarching themes in the GCP align with the funding priorities of IIJA and IRA. The City of Cincinnati is exploring and pursuing funding opportunities to implement key GCP actions to improve energy efficiency, increase access to clean energy, promote active transportation, and build community resilience.

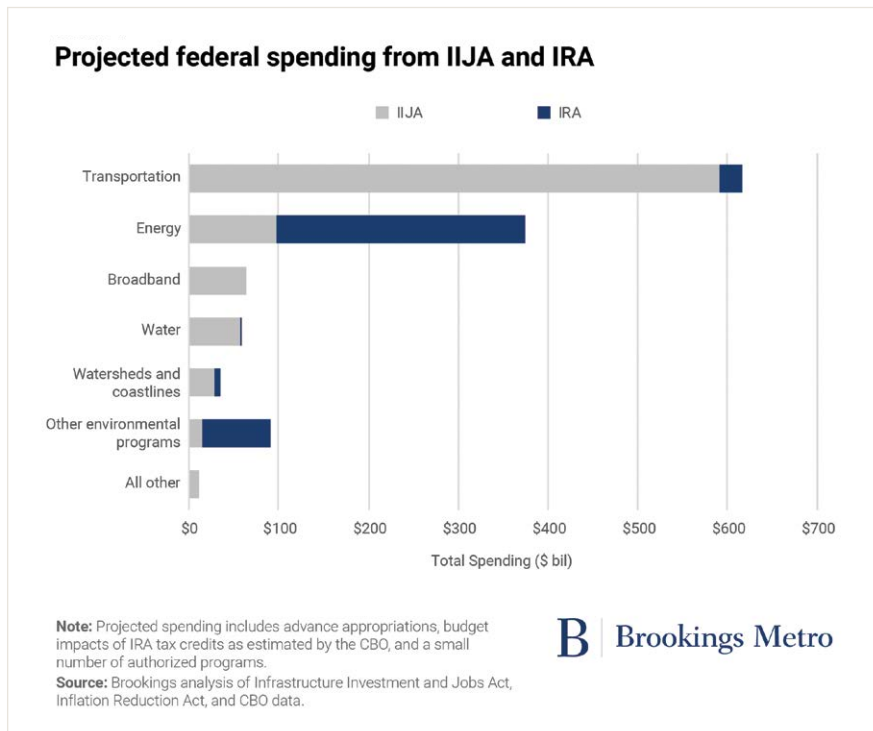
## Federal Funding Opportunity Before Us

Substantial investment is required to implement the GCP in full. Luckily, we are in the midst of an unprecedented opportunity to fund sustainability projects. The federal government recently passed two key pieces of legislation, the Infrastructure Investment and Jobs Act (IIJA) and the Inflation Reduction Act (IRA), that created over \$1.6 trillion in funding opportunities.

Passed in November 2021, the IIJA, provides \$1.2 trillion to invest in critical infrastructure across the United States. From 2022-2026, IIJA will provide funding to implement and improve public transit, transportation infrastructure, EV charging, resilient infrastructure, environmental remediation, and power infrastructure. Building on a strong infrastructure foundation, the IRA, subsequently passed in 2022, invests \$369 billion in energy

security and climate programs. Over the next ten years, IRA will fund community investment in energy efficiency, electric vehicles, solar, and greenhouse-gas-emission-reduction programs.

IIJA and IRA are aligned with the Biden Administration’s priorities to create good-paying union jobs, tackle the climate crisis, and advance environmental justice and equity. To achieve these goals, President Biden also commissioned the Justice40 initiative (J40), a whole-of-government effort to ensure that federal agencies deliver at least 40% of the overall benefits from federal investments to disadvantaged communities. J40-related criteria and tools are starting to influence most funding opportunities stemming from federal agencies and will continue to do so in coming years.



Source: Adie Tomer, Caroline George, and Joseph W. Kane. Brookings Metro: “The start of America’s infrastructure decade.”






Thank you  
to all the community voices  
who shaped this plan





1,680

PLANNING SESSION ATTENDEES



139

ORGANIZATIONS REPRESENTED



42

PUBLIC MEETINGS



3000+

RECOMMENDATIONS RECEIVED







Green Cincinnati Plan  
**2023**

# Focus Area Action Plans



# Focus Area Action Plans

## Nurturing aligned action through partnership and accountability

The 2023 Green Cincinnati Plan (GCP) outlines 40 high-impact strategies to reduce our carbon emissions 50% by 2030 and achieve 100% carbon neutrality by 2050. In addition, the Plan identifies 30 measurable goals that will be used to report our progress towards a more sustainable, equitable, and resilient Cincinnati. Building on the shoulders of Cincinnati's climate action planning efforts since 2008, these high-impact strategies arose as part of a community-wide, community-driven collaborative effort.

## Focus Areas

Climate action happens at the intersection of many interconnected systems including people, nature, infrastructure, economics, and more. The 2023 Green Cincinnati Plan is organized around eight key Focus Areas that play a significant role in driving systems change:



- Buildings and Energy
- City Operations
- Community Activation
- Food
- Mobility
- Natural Resources
- Resilience & Climate Adaptation
- Zero Waste

The connection of the eight Focus Areas is symbolized through the flower motif, in which each Focus Area is its own petal of the flower and holds a unique chapter icon. The flower, like this climate action plan, leads us to think of our natural connections, which are diverse, beautiful, cross-pollinating, delicate, rooted, and dependent on the ecosystems of which they are a part.

Each Focus Area includes the following components:

**Vision:** A brief, aspirational statement that encapsulates the world we're trying to create within the Focus Area; perhaps not able to be accomplished within the 5-year GCP time frame yet well worth aiming for.

**Goals:** Measurable assertions that both stretch us toward the Vision and can be tracked over time to ensure accountability and progress in the appropriate direction.

**Strategies:** Phrases that subdivide the Focus Area and give guidance; allows for categorizing of Priority Actions and points us toward the corresponding Goal; formed from coalescing of input; intended to allow the flexibility to add other emergent Priority Actions later.

**Priority Actions:** Description of specific steps—gathered and prioritized through the engagement process—that will likely provide the most promising pathways to achieve stated Goals.

## Action Alignment

To gauge how closely the Focus Area actions align to the Sustainability, Equity, and Resilience pillars—as well as to other priorities—a cross-section of stakeholders evaluated the actions, measuring them against these metrics. The resulting Action Alignment charts illustrate how closely a proposed action aligns with the pillars and other GCP priorities. These tables appear after each strategy in the Focus Areas, and they offer a way to understand the intersectional nature of the Priority Actions.

### Action Alignment Legend

● strong alignment ● moderate alignment ● weak alignment

## Implementing Actions & Tracking Progress

The 2023 Green Cincinnati Plan is commitment to action. It articulates an ambitious vision for the City—one that activates our community, strategically invests resources for impact, and does our part to protect the natural environment. In order to realize this vision, the City and partners must take action. To this end, the City shares a four-pronged approach to GCP implementation:

**Lead by Example:** The City will continue to lead by example by greening government operations and looking for efficiency gains that save Cincinnati money. The City Operations section of the GCP references most of these efforts.

**Partner with Champions:** Cincinnati is home to businesses, nonprofits, and other institutions that will help move Cincinnati toward a sustainable, equitable, and resilient future. In fact, these organizations are often better positioned than the City to execute Strategies and Actions. The City commits to partnering with these “Champions” and supporting their GCP-related initiatives. The role of Champions in

helping to accomplish the Goals of the GCP cannot be overemphasized.

**Equity in Implementation:** Equity is foundational in both the development and implementation of the Plan. For our City to remain accountable to building a truly sustainable, equitable, and resilient city, disaggregated data and residents with lived experience of environmental injustice must influence implementation. The City is committed to an implementation approach that holds all involved accountable to the Equity Commitment made.

**Track & Communicate Progress:** Each GCP Focus Area identifies quantitative Goals in order to drive accountability, learning, and adaptation over time. Working with “Champion” community partners, the City will track progress on each Goal on an annual basis. All Goals within the GCP are intended to be completed in 5 years, unless otherwise stated. The City’s Office of Environment and Sustainability (OES) will report progress quarterly to City Council’s Climate, Environment, and Infrastructure Committee. Council can intervene, if necessary, to keep efforts on track. Additionally, the City has partnered with ClimateView to provide an accessible, up-to-date dashboard of Cincinnati’s progress. Finally, the City is piloting a community engagement software called CitizenLab to remain connected to as many community members as possible throughout implementation.





Green Cincinnati Plan  
2023

FOCUS AREA

# Buildings & Energy







## FOCUS AREA

# Buildings & Energy

Ensuring energy efficient buildings and clean energy for a healthy, equitable, and resilient city.

### Vision

Adoption of clean energy sources and energy efficiency measures by 2050 that result in net-zero emissions from buildings, contributing to a healthy, equitable, and resilient future for our City.

## A Word from Sanyog Rathod, Buildings & Energy Focus Area Chair

It has been a distinct pleasure to lead the Buildings & Energy Committee, and work alongside City leadership and the Office of Environment & Sustainability (OES).

Cincinnati has embraced a vision for its future based on sustainability, equity, and resilience. That vision will play a central role in how the City works to achieve its goal of carbon neutrality by 2050. Through past efforts and the hard work of community partners, we have already begun to reduce the climate impacts of our buildings. However, Cincinnati's existing and historic building stock, combined with its reliance on fossil fuels as the primary source for heating and power, means that much work remains.



Cincinnati has an older building stock that can benefit from energy efficiency upgrades.

Deep energy retrofits, alternative and renewable sources of energy, and electrification are critical paths ahead of us. The recent influx of federal funding in the energy efficiency and renewable energy sectors has opened doors that previously did not exist. Tax credits are available to homeowners and businesses to reduce the costs associated with electrifying their buildings. Non-profits, religious institutions, and governments can access the benefits provided by tax credits through a system of direct payments that will make installing solar and energy efficiency more affordable.



This 1870 home in Over the Rhine achieved a LEED Platinum designation by making high performance upgrades that honored the home's historic character. Photo courtesy of Sol design + consulting.

As I engaged with stakeholders during the development of this Green Cincinnati Plan, I heard a desire to implement strategies that will result in buildings that contribute to a healthy, equitable, and resilient future. While our elected leaders will play an important role in developing these strategies, it will ultimately be up to community organizations, residents, and businesses to invest in their buildings and push for cleaner sources of energy. The Green Cincinnati Plan process has filled me with a sense of optimism about what the City can achieve. It won't be without challenges, but if we work together, we can begin to prepare Cincinnati's buildings and energy sector for a carbon-neutral future.

**FOCUS AREA CHAIR**



**BUILDINGS & ENERGY  
FOCUS AREA CHAIR**

Sanyog Rathod

**ORGANIZATION**  
Sol consulting & design

**EQUITY LIAISON**



I hope that we leverage the transition to clean and sustainable energy sources to create family-sustaining jobs, especially in underserved communities.

**EQUITY LIAISON**  
Flequer Vera

**ORGANIZATION**  
CEO, Sustainergy Cooperative

**NEIGHBORHOOD**  
Northside





# Energy Efficiency

## Goal

Reduce building emissions 30% from 2021 levels by 2030.

**BASELINE YEAR(S)**

2021

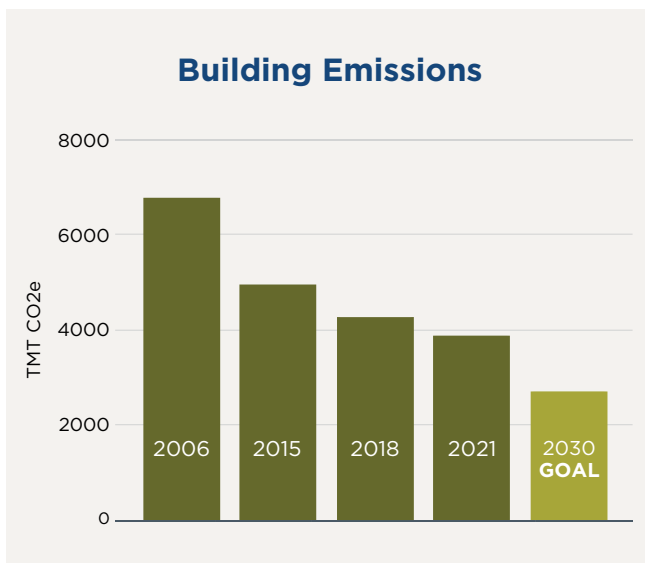
**DATA SOURCE(S)**

Duke Energy Ohio annual usage data by sector

## Strategy

Decrease energy usage in new and existing buildings through adoption of energy efficiency and electrification technologies.

The City must reduce the amount of energy buildings use if we are to meet our carbon emissions goals. Achieving this reduction will require programs and policy tools to assist those who want to decrease energy use and programs to nudge building owners toward embracing energy efficiency. Providing building owners with tools and resources that make investing in energy efficiency more affordable will help decrease energy consumption. Lastly, shifting away from a reliance on natural gas through electrification will further reduce carbon emissions.



## Priority Actions

	GCP PILLARS			ADDITIONAL PRIORITIES			
	Sustainability	Equity	Resilience	Jobs	Investment	Health	Feasibility
Improve building performance by implementing policies like benchmarking, building performance standards, or other relevant energy standards	●	●	●	●	●	●	●
Partner with local organizations to offer financing tools such as a loan fund, Commercial Property Assessed Clean Energy (C-PACE), or Green Bank to support investment in energy efficiency	●	●	●	●	●	●	●
Recognize the role embodied carbon plays in the built environment and align incentive programs to encourage the reuse of existing buildings	●	●	●	●	●	●	●

● strong alignment   ● moderate alignment   ● weak alignment



The upgrades to this historic Northside home demonstrate how existing buildings can help address the climate crisis. Photo courtesy of Casey Moothart.



The 116 year-old Textile Building in downtown Cincinnati was transformed from office space to residential units.



# Electrification

## Goal

Electrify 20,000 households by 2030.

**BASELINE YEAR(S)**

2022

**DATA SOURCE(S)**

Shining A Light, Go Sustainable Energy

## Strategy

Electrify buildings with carbon-free energy.

The City must reduce its reliance on fossil fuels, including natural gas for cooking and heating, if it is to meet its carbon emissions goals. One of the best ways to accomplish this is through building electrification. Building owners need to understand the diverse benefits that electrification can provide and the resources that are available to facilitate the transition. Programs that encourage the electrification of new construction will reduce the costs associated with shifting away from natural gas in the future. While electrified buildings may initially rely on electricity from coal or natural gas power plants, they allow for a shift to carbon-free sources of electricity to occur over time.



Heat pumps are an option to electrify buildings and reduce emissions. They provide an efficient way to heat and cool residential buildings without relying on natural gas.

### Priority Actions

	GCP PILLARS			ADDITIONAL PRIORITIES			
	Sustainability	Equity	Resilience	Jobs	Investment	Health	Feasibility
Reduce reliance on natural gas by developing programs to encourage the adoption of heat pumps, heat pump water heaters, and induction stoves	●	●	●	●	●	●	●
Create incentives to encourage developers to electrify new buildings or install infrastructure so buildings can easily convert to all-electric in the future	●	●	●	●	●	●	●
Educate the community and corporate partners about tax credits and other programs available to assist with the transition to more energy-efficient technologies	●	●	●	●	●	●	●

● strong alignment   ● moderate alignment   ● weak alignment



# Energy Poverty

## Goal

Reduce the number of households experiencing energy poverty 10% from 2022 levels by 2028.

**BASELINE YEAR(S)**

2021

**DATA SOURCE(S)**

Duke Energy Ohio, US Census

## Strategy

Reduce energy costs for tenants and homeowners experiencing energy poverty to improve housing affordability.

Many Cincinnati residents live in energy poverty. “Energy poverty” occurs when more than 6% of a household’s income is spent on utilities. To reduce energy poverty levels, the City must implement strategies to improve the energy efficiency of housing in its priority communities. This can take the form of programs to encourage the adoption of energy-efficiency technologies or policies that increase energy-efficiency requirements for multi-family units. The City must also explore ways to provide access to low-cost sources of electricity such as onsite or community solar.



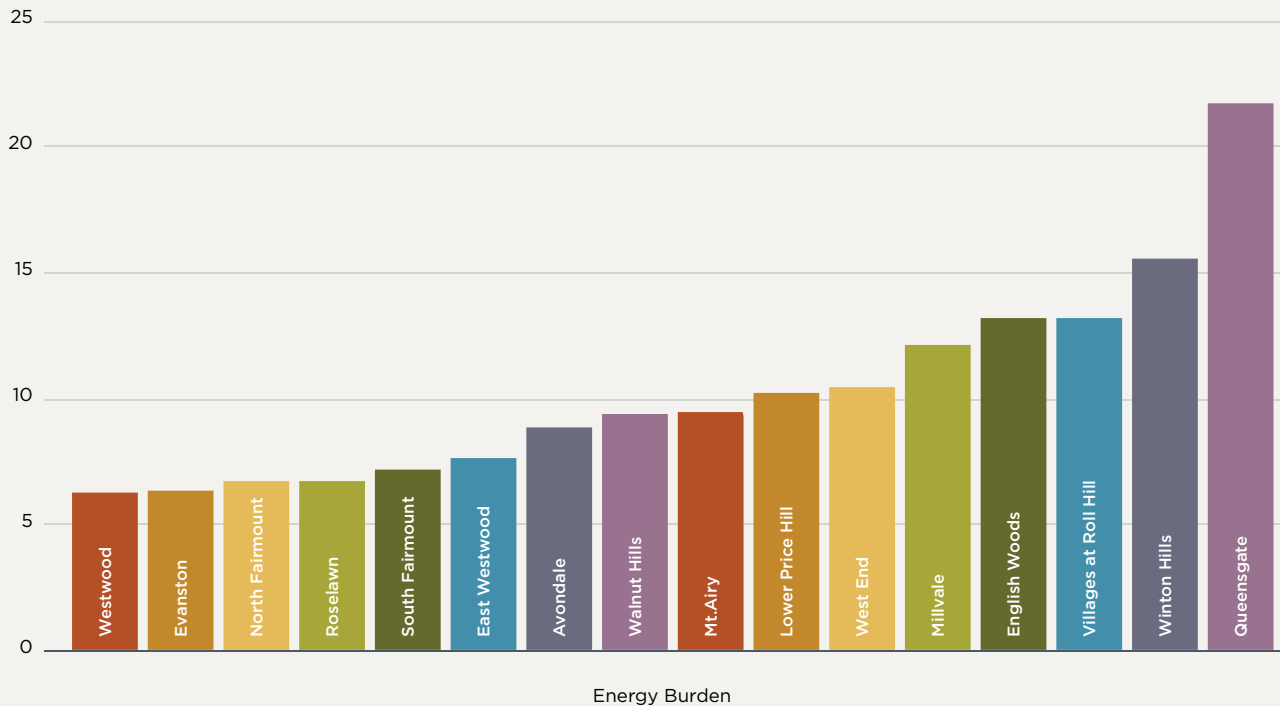
Multi-family buildings, like this 8-unit building, are often poorly insulated and energy inefficient, resulting in high energy rates and costs to residents.

### Priority Actions

	GCP PILLARS			ADDITIONAL PRIORITIES			
	Sustainability	Equity	Resilience	Jobs	Investment	Health	Feasibility
Grow and expand programs such as WarmUp Cincy to support low-income renters, homeowners, and landlords of affordable housing with the installation of weatherization, energy efficiency, and healthy home upgrades	●	●	●	●	●	●	●
Implement and fund programs to install solar on low-income housing	●	●	●	●	●	●	●
Create programs and standards that will increase the energy efficiency of residential and multi-family buildings in order to decrease energy poverty	●	●	●	●	●	●	●

● strong alignment   ● moderate alignment   ● weak alignment

### City of Cincinnati Neighborhoods with energy burden above 6%





# Clean Energy

## Goal

Obtain 40% of electricity load from clean energy sources by 2030.

**BASELINE YEAR(S)**

2021

**DATA SOURCE(S)**

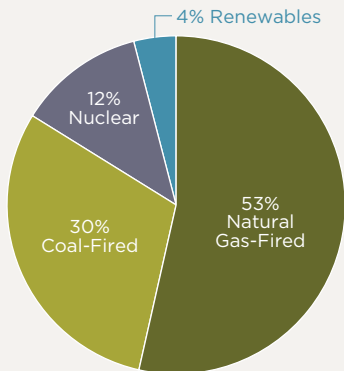
Duke Energy data on amount of solar installed and data on production from City-led PPA agreements

## Strategy

Provide residents and businesses with continual access to power from clean energy sources.

In addition to reducing the amount of energy it uses, the City must shift to clean energy sources. Programs that encourage adoption of clean energy sources and make them affordable for residents and businesses will play an important role at the local level. However, to make the transition to clean energy, the City must look beyond its borders to find energy sources and storage options that can help meet its energy needs.

### 2022 Ohio Electricity Generation by Source



Solarize Cincy helps make the process of installing solar easier for Cincinnati residents. Photo courtesy of City of Cincinnati.



## Priority Actions

	GCP PILLARS			ADDITIONAL PRIORITIES			
	Sustainability	Equity	Resilience	Jobs	Investment	Health	Feasibility
Support programs like Solarize that encourage adoption of rooftop solar	●	●	●	●	●	●	●
Partner with local organizations to offer financing tools such as a loan fund or Green Bank to support investment in renewable energy	●	●	●	●	●	●	●
Continue to pursue wind and solar Power Purchase Agreements (PPAs) to secure enough electricity to support city operations and the Cincinnati aggregation program	●	●	●	●	●	●	●
Identify energy storage options like batteries, pumped storage, or hydrogen storage to maximize use of clean energy and improve grid reliability	●	●	●	●	●	●	●

● strong alignment   ● moderate alignment   ● weak alignment



The New Market Solar Array in Highland County provides electricity for City operations and the residential aggregation program. Photo courtesy of Algonquin Power & Utilities Corp.







Green Cincinnati Plan  
**2023**

**FOCUS AREA**

# City Operations





## FOCUS AREA

# City Operations

Designing city functions to operationalize sustainability and center climate equity.

### Vision

A City that leads by example, centering community voice in the inter-departmental design and implementation of programs and policies.

## A Word from Sarah Mostafa, City Operations Focus Area Chair

If the past several years have taught us anything about climate action, it's that cities are moving the needle on climate progress in a real and big way, even absent federal regulation. From tree planting, to building electrification, to investing in multi-modal transportation, cities are responding to the calls for action from their citizens. And while carbon neutrality can only be achieved through cross-sectoral collaboration, one of the most powerful ways cities can demonstrate their commitment to climate action is by investing in their own internal operations.



Mayor Aftab and Councilmember Owens arrive at Green Cincinnati Plan launch in a city electric vehicle. Photo courtesy of Casey Weldon/Spectrum.

This year is the first year that the Green Cincinnati Plan (GCP) has featured a section just dedicated to the City's operations. The City's operational footprint is considerable, at over 6,000 employees utilizing 1,800 fleet vehicles that cover 14.9 million miles a year. By being included in the 2023 GCP, we have the opportunity to transform the City's footprint into a steady march toward climate justice.



The goals, strategies, and actions in the City Operations chapter are a culmination of feedback provided by city employees as well as enthusiastic discussion from department leaders. These measures are bold and ambitious, reflecting just how critical this issue is to the City's leadership.



Creating a more sustainable, equitable, and resilient Cincinnati will require operationalizing these efforts in all City departments. Photo courtesy of City of Cincinnati.

From employee travel to LED streetlights, these measures are more than strategies to reduce carbon emissions; they're a way for the City to herald a new approach to operations, one that leads with employee engagement, equity, and operational resilience. This vision will chart the course for decision-making and planning in the years ahead.

I want to thank Mayor Aftab Pureval, Councilmember Meeka Owens—and all our councilmembers—our department and city leadership, and engaged city employees for their visionary support of an exciting new chapter. Together, we're putting sustainability at the forefront of the City's operations.

**FOCUS AREA CHAIR**



**CITY OPERATIONS  
FOCUS AREA CHAIR**

Sarah Mostafa

**ORGANIZATION**

Deputy Director,  
City of Cincinnati Office of  
Performance and Data Analytics

**EQUITY LIAISON**



I hope to see more city staff across departments incorporating sustainability, resilience, and equity into city plans, projects, and policies.

**EQUITY LIAISON**

Savannah Sullivan

**ORGANIZATION**

Climate Action Director  
Green Umbrella

**NEIGHBORHOOD**

Walnut Hills



# Climate Equity Budgeting

## Goal

Center Justice40 in the City’s budget and program design, ensuring at least 40% of spending benefits priority communities.

**BASELINE YEAR(S)**

2022

**DATA SOURCE(S)**

City of Cincinnati Biennial Budget

## Strategy 1

Use a budget & procurement process that aligns and accelerates the City’s climate equity priorities.

The City’s budget is a reflection of its values and strategic priorities and sets the direction for policy and program development. To build a sustainable, equitable, and resilient city, Cincinnati will build a budget and procurement strategy that supports these priorities. New federal incentives and grants provide unprecedented opportunity for cities to invest in transformational climate action. To make the most of this funding, the City will add staff and contract support to enhance grant tracking, implementation, and management.



Community input received during planning process calls for adding new voices. Photo courtesy of City of Cincinnati.

**Priority Actions**

	GCP PILLARS			ADDITIONAL PRIORITIES			
	Sustainability	Equity	Resilience	Jobs	Investment	Health	Feasibility
Implement participatory and priority-based budgeting	●	●	●	●	●	●	●
Develop annual funding for sustainability investments/municipal bond to capitalize on climate incentives of the Inflation Reduction Act (IRA)	●	●	●	●	●	●	●
Streamline procurement to enhance the impact of federal funding by using cooperative purchasing including Omnia, GSA, Sourcewell	●	●	●	●	●	●	●
Continue to develop a framework for supporting green jobs with a focus on youth	●	●	●	●	●	●	●
Hire a grant writer to assist with pursuing federal funding that focuses on the Justice40 initiative to address environmental justice issues.	●	●	●	●	●	●	●
Create policy for the procurement of sustainable goods for internal city supplies and materials, conduct a City-wide audit to develop strategic priorities.	●	●	●	●	●	●	●

● strong alignment ● moderate alignment ● weak alignment





# Climate Equity Budgeting



West End residents indicate where climate solutions are needed in their community during the Climate Safe Neighborhoods meeting. Photo courtesy of Ollie Kroner.

## Strategy 2

---

Center and activate community voice in designing climate and equity policies and programs.

The City will center community voice in developing policies, programs, and budgets to address climate equity issues. Recognizing government's historical role in creating and deepening the inequity we see in Cincinnati, the City will focus on procedural equity by inviting and elevating the voices of priority communities. The City will continue to include the lived experiences of community members in tracking and measuring climate equity indicators.

**Priority Actions**

	GCP PILLARS			ADDITIONAL PRIORITIES			
	Sustainability	Equity	Resilience	Jobs	Investment	Health	Feasibility
Crowdsource climate solutions with programs like hackathons to tackle complex issues	●	●	●	●	●	●	●
Improve communication and accessibility of sustainability programs and progress to the public	●	●	●	●	●	●	●
Join and leverage Government Alliance on Race & Equity to advance climate equity programs	●	●	●	●	●	●	●
Update the Climate Equity Indicators report every 5 years to design programs that target benefits to priority communities	●	●	●	●	●	●	●

● strong alignment ● moderate alignment ● weak alignment



# Transportation

## Goal

---

400 electric vehicles in the city fleet by 2028.

### DATA SOURCE(S)

City Fleet Database

## Strategy

---

Electrify and right-size the city fleet.

To achieve the decarbonization goals of the GCP, the City must reduce the emissions from its fleet. This involves analyzing the usage patterns of fleet vehicles and eliminating extra vehicles. In addition, the City must begin to electrify its fleet to reduce tailpipe emissions.

### Priority Actions

	GCP PILLARS			ADDITIONAL PRIORITIES			
	Sustainability	Equity	Resilience	Jobs	Investment	Health	Feasibility
Conduct an electric vehicle (EV) charging needs assessment for city fleet & install necessary infrastructure at city facilities; partner with County at shared facilities	●	●	●	●	●	●	●
Conduct a needs assessment to right-size the city fleet	●	●	●	●	●	●	●
Continue to electrify the city fleet and equipment, including lawn equipment	●	●	●	●	●	●	●

● strong alignment   ● moderate alignment   ● weak alignment

# Transportation

## Goal

100% of employees have access to sustainable transportation options.

### DATA SOURCE(S)

City Fleet Database

## Strategy

Enable green transportation.

The City should promote policies that reduce vehicle emissions from city employees commuting to work. This can be accomplished by reducing the number of single passenger trips through HR policies and incentives that encourage the use of public transit or other carbon-free sources of transportation.



Department of Transportation & Engineering staff member Brian Goubeaux bikes into work even on a wintry day. Photo courtesy Ollie Kroner.



Cincinnati's Vision Zero campaign works to make walking and biking to work safer.

### Priority Actions

	GCP PILLARS			ADDITIONAL PRIORITIES			
	Sustainability	Equity	Resilience	Jobs	Investment	Health	Feasibility
Offer remote work flexibility to reduce commuting	●	●	●	●	●	●	●
Develop HR Incentives for employee use of public transit, biking, & walking	●	●	●	●	●	●	●

● strong alignment   ● moderate alignment   ● weak alignment





## Goal

---

100% Renewable Energy for city operations by 2035.

30% energy efficiency improvements by 2030.

### BASELINE YEAR(S)

2022

### DATA SOURCE(S)

Duke Energy, RMI LEAF Analysis

## Strategy

---

Invest in high-performance and resilient city facilities.

The City is committed to moving to 100% clean energy sources by 2035. Focusing first on energy efficiency will reduce the total amount of clean energy that the City will need. To achieve this reduction, departments and facility managers will need to work together and pursue net-zero performance for all new city facilities. The City can opt for clean energy from the grid and can request proposals for utility-scale renewable energy and storage to help meet these goals. Federal incentives provide unique opportunity for major progress toward these energy goals.



The Cincinnati District 3 Police Headquarters is Net Zero—producing all of the energy it needs to operate. Photo courtesy of Pete Witte.

### Priority Actions

	GCP PILLARS			ADDITIONAL PRIORITIES			
	Sustainability	Equity	Resilience	Jobs	Investment	Health	Feasibility
Establish prioritized facilities as “Resilience Hubs”—centers for community gathering during emergency; equip with solar and backup power to provide relief during emergencies	●	●	●	●	●	●	●
Pursue additional utility-scale clean energy with requests for proposal (RFP)	●	●	●	●	●	●	●
Organize facility managers to create a sustainable facility policy for new city buildings	●	●	●	●	●	●	●
Continue to strategically pursue energy efficiency for city facilities	●	●	●	●	●	●	●
Convert streetlights to LED, electrify gas lights	●	●	●	●	●	●	●
Publish energy benchmarking data for city facilities on Cincy Insights	●	●	●	●	●	●	●

● strong alignment   ● moderate alignment   ● weak alignment





Green Cincinnati Plan  
2023

FOCUS AREA

# Community Activation





## FOCUS AREA

# Community Activation

Empowering residents to play a central role in creating climate solutions.

### Vision

All residents know about and are empowered to take action to address the systemic issues underlying climate change and environmental injustice through individual and collective action.

## A Word from Kylie Johnson, Community Activation Focus Area Chair

From conducting educational programs, to leading outreach efforts, to advocating for stronger policies, I've dedicated my life to securing a healthier environment for my community. The most important lesson I've learned along the way—this work takes all of us.

This chapter of the Green Cincinnati Plan (GCP) was renamed “Community Activation” (from “Advocacy, Education & Outreach”) to better capture our need for collective action and engagement of all Cincinnati residents. It's going to take all of us to tackle the systemic issues of climate change and environmental injustice. Advocacy, education, and outreach serve as three foundational pillars to overall Community Activation, and you will find Goals for each in this chapter of the GCP.



Green Corps members working in Lower Price Hill. Photo courtesy of Groundwork Ohio River Valley.



It was an honor to lead the Community Activation Subcommittee, and I'm grateful for the tremendous level of support from my internal team: Molly Robertshaw from the Office of Environment and Sustainability (OES) and our Equity Liaison, Kelsey Hawkins-Johnson.

Together, we worked alongside community members and representatives from nonprofit organizations, businesses, faith communities, educational institutions, and advocacy groups to develop a framework for inspiring Cincinnati residents to take climate action. Our Subcommittee prioritized and refined more than 200 recommendations submitted by the community via written suggestions, online surveys, and three in-person meetings.

Together, we identified several promising pathways to drive the equitable and transformative change needed to address climate change and prioritize its disproportionate effects on marginalized communities. Strategies include:

- using advocacy as a lever to creatively and strategically solve problems
- strengthening school-based environmental education and experiences
- amplifying the workforce to meet the demands of the green economy
- increasing the capacity of residents to drive solutions to climate change.

These co-created Strategies build on the collaborative work so many have engaged in across the City. A new avenue for advocacy was created in early 2022 when Cincinnati established the Climate, Environment & Infrastructure Committee—making history as the first city council committee of its kind focused on climate action. Later that year, Mayor Pureval and City Council prioritized sustainability and education efforts in the city budget by investing \$4 million into the Green Cincinnati Plan implementation and expanding the youth employment budget by \$1 million. Cincinnati historically ranks as one of the best cities in the nation for a green career, and support for our next generation of leaders continues to grow through programs like Groundwork Ohio River Valley's Green Corps—the largest Green Youth Workforce Program in the nation.

The examples above demonstrate that our Mayor, City Council, City Administration, and community partners are aligned now more than ever to take bold action. Still, there is more work to do. The Green Cincinnati Plan's community-driven approach embodies our collective power, but it will take everyone activated and engaged to meet our aggressive carbon neutrality goals. I'm encouraged by our progress to date and hopeful—now more than ever—that we can build a sustainable, equitable, and resilient city. This work takes all of us, and I look forward to seeing what we will accomplish next through Community Activation.

**FOCUS AREA CHAIR**



**COMMUNITY ACTIVATION  
FOCUS AREA CHAIR**

Kylie Johnson

**ORGANIZATION**

Southwest Ohio Regional Director  
Ohio Environmental Council

**EQUITY LIAISON**



I have hope for the expansion of future, young, BIPOC changemakers in the green workforce and at City Hall.

**EQUITY LIAISON**

Kelsey Hawkins-Johnson

**ORGANIZATION**

Community & Climate  
Resilience Program Director  
Groundwork Ohio River Valley

**NEIGHBORHOOD**

Hartwell





**Goal**

Achieve \$25 million in resources toward GCP priorities by 2028 with at least 40% benefiting priority communities.

**BASELINE YEAR(S)**

2022

**DATA SOURCE(S)**

CEFA report for City grants and public/private partnership contacts

**Strategy**

Increase use of advocacy as a lever to creatively and strategically solve problems.

Cincinnati has many strong individual and organizational advocates for environmental causes. Some are effective at rallying and equipping residents to speak up for individual policies, while others are trusted, expert sources that guide local leaders toward stronger and more just systems and structures. Greater coordination between advocacy groups could help Cincinnati solve pressing environmental challenges more quickly. Likewise, helping advocates align on priorities would ensure the right challenges are being tackled. With creative and persistent advocacy at the municipal level and beyond, the City has the opportunity to create broadscale change and attract significant resources.



Ohio Environmental Council team members share their new Advocacy Toolkit at Paddlefest 2022. Photo courtesy of Ohio Environmental Council.

## Priority Actions

	GCP PILLARS			ADDITIONAL PRIORITIES			
	Sustainability	Equity	Resilience	Jobs	Investment	Health	Feasibility
Advocate for the passage of a city budget that supports GCP priorities with at least 40% benefiting priority communities	●	●	●	●	●	●	●
Build and present a case for long-term funding mechanisms that drive emissions reductions; reallocate the resources generated to reduce disparate impacts	●	●	●	●	●	●	●
Support codification of climate justice and racial equity in city decision-making mechanisms	●	●	●	●	●	●	●
Continue to strengthen regional partnerships—like OKI and the Regional Climate Collaborative—to better coordinate, share, and build strategic advantage	●	●	●	●	●	●	●
Increase investment in advocacy, lobbying, grant seeking, and partnership development to increase local receipt of federal/state resources	●	●	●	●	●	●	●

● strong alignment ● moderate alignment ● weak alignment



Local residents advocate at the Ohio Statehouse. Photo courtesy of Ohio Environmental Council.



# Education

## Goal

100% of public schools have safe and accessible outdoor learning spaces by 2028.

**BASELINE YEAR(S)**

2020

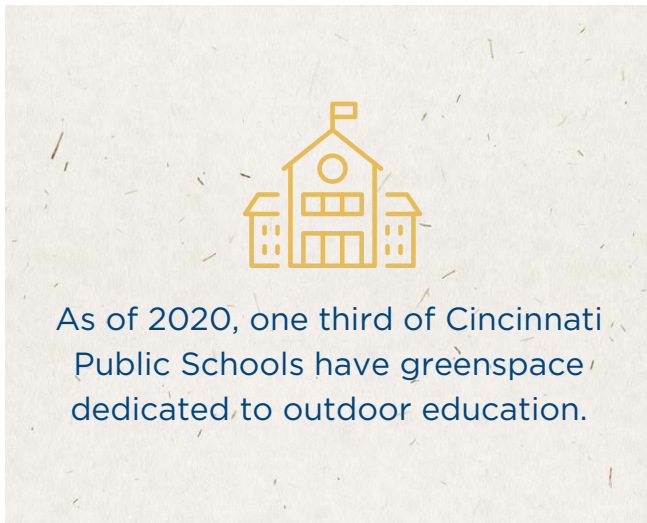
**DATA SOURCE(S)**

Green Umbrella’s CPS Outside Impact Team

## Strategy

Strengthen the breadth and depth of school-based environmental opportunities.

Children and youth spend most of their time for most of the year attending one of the City’s many quality educational institutions. Schools are hubs for much of our community’s life, making them a logical place to implement sustainability efforts. Given the large demands placed on educational institutions, we need to leverage creative partnerships and passive learning opportunities to integrate sustainability more broadly and deeply in our schools. This degree of collaboration can have a transformative impact on our City’s next generation of leaders in a way that inspires them, challenges them, and invites them to find their own role in solutions.



Rockdale Elementary students take part in a garden workday. Photo courtesy of Cincinnati Public Schools.

## Priority Actions

	GCP PILLARS			ADDITIONAL PRIORITIES			
	Sustainability	Equity	Resilience	Jobs	Investment	Health	Feasibility
Increase school/environmental org partnerships to grow environmental education and climate justice opportunities at schools, including hands-on outdoor learning spaces like Green Schoolyards, with priority given to schools in priority communities	●	●	●	●	●	●	●
Support schools to increasingly model sustainable practices inclusive of operations, buildings, fleet, and grounds in alignment with the US Department of Education’s Green Ribbon Schools pillars or similar standards	●	●	●	●	●	●	●

● strong alignment   ● moderate alignment   ● weak alignment





# Education

## Goal

4,000 individuals trained for green economy jobs by 2028 (800/year).

**BASELINE YEAR(S)**

2022

**DATA SOURCE(S)**

Sources: National Center for Education Statistics Integrated Post-Secondary Education Data System and local workforce training partners

## Strategy

Amplify the workforce to meet the demands of the green economy.

In the U.S., “green jobs” are those that produce goods or provide services that benefit the environment. According to the U.S. Bureau of Labor Statistics, green economy jobs are growing faster than most other job sectors although the number of jobs is still much lower compared to other sectors. Most of the occupations in the “green” sector pay higher than the annual median wage in the U.S., providing greater opportunities for self-sufficiency. However, these jobs also require advanced education and training. With these realities in mind, training and re-training our workforce to meet the rising need for occupations like EV mechanics, solar panel installers, and weatherization technicians is a must.



Green Corps members take a break from invasive species removal. Photo courtesy of Groundwork Ohio River Valley.

## Priority Actions

	GCP PILLARS			ADDITIONAL PRIORITIES			
	Sustainability	Equity	Resilience	Jobs	Investment	Health	Feasibility
Partner with the local Workforce Investment Board, educational institutions, employers, County, State and more to amplify equity-focused, green workforce training and career pathways	●	●	●	●	●	●	●
Continue to grow paid, hands-on learning opportunities and jobs in the green economy with an emphasis on preparing youth and the unemployed and/or difficult to employ for living wage jobs	●	●	●	●	●	●	●

● strong alignment   ● moderate alignment   ● weak alignment

## Selected green occupations with projected employment growth, 2020-30

Occupation	Median annual wage, 2021 <sup>1</sup>	Employment, 2020	Employment, projected 2030	Typical entry-level education
Environmental engineers	\$96,820	52,300	54,300	Bachelor's degree
Environmental scientists and specialists, including health	\$76,530	87,100	94,400	Bachelor's degree
Conservation scientists	\$63,750	25,300	26,800	Bachelor's degree
Wind turbine service technicians <sup>2</sup>	\$56,260	6,900	11,700	Postsecondary nondegree award
Environmental engineering technologists and technicians	\$48,390	17,300	18,600	Associate's degree
Solar photovoltaic installers <sup>3</sup>	\$47,670	11,800	17,900	High school diploma or equivalent
Environmental science and protection technicians, including health	\$47,370	34,200	37,800	Associate's degree

Note: None of these occupations typically requires work experience in a related occupation for entry.

1 Wage data exclude self-employed workers.

2 This occupation typically requires long-term on-the-job training to attain competency.

3 This occupation typically requires moderate-term on-the-job training to attain competency.

Source: U.S. Bureau of Labor Statistics, Office of Occupational Statistics and Employment Projections.





## Goal

---

25 priority community members equipped to co-lead the 2028 GCP refresh.

**BASELINE YEAR(S)**

2022

**DATA SOURCE(S)**

Groundwork Ohio River Valley

## Strategy

---

Increase the capacity of residents, communities, and businesses to drive solutions to climate change.

Residents are fully capable of driving solutions to localized impacts of climate change when provided opportunities to share and learn, prioritize and act. Building both awareness of pressing environmental issues and social cohesion within and across neighborhoods will equip people to create a better future. Residents of priority communities—those experiencing the greatest burdens of environmental injustice—are best positioned to both inform and drive equitable change. The vibrant start-up ecosystem also presents opportunity.



Beekman Corridor Climate Safe Neighborhoods residents meet to learn and share with one another. Photo courtesy of Groundwork Ohio River Valley, 2022.



Fifth Third employees work to remove invasive honeysuckle during a volunteering event at Rapid Run Park. Photo courtesy of Cincinnati Parks.

### Priority Actions

	GCP PILLARS			ADDITIONAL PRIORITIES			
	Sustainability	Equity	Resilience	Jobs	Investment	Health	Feasibility
Create and support more opportunities—like Climate Safe Neighborhoods (CSN)—to identify local environmental problems and enable climate ambassadors to implement sustainable solutions	●	●	●	●	●	●	●
Support the Youth Environmental Council to mobilize the next generation	●	●	●	●	●	●	●
Support the launch of a one stop shop—physical and virtual—to support residents in making lifestyle changes through informing and incentivizing efforts	●	●	●	●	●	●	●
Support business owners and the start-up community to build and enact market solutions to address environmental issues, with a focus on women and minority-owned enterprises	●	●	●	●	●	●	●

● strong alignment ● moderate alignment ● weak alignment





Green Cincinnati Plan  
2023

FOCUS AREA  
Food





## FOCUS AREA

# Food

Growing an equitable food economy that serves all of Cincinnati.

### Vision

The food system in Cincinnati will have equitable food access for everyone, a local (within 100 miles) agricultural production and distribution network, living wage jobs in the farming and food sectors, and will eliminate all food waste from the landfill. This circular food economy will disrupt and dismantle the long history of systemic racism, oppression, and inequity and environmental degradation in the food system.

## A Word from Dom Peebles, Food Focus Area Chair

I was one of eight children, born and raised in a three-bedroom house in the suburbs of Louisville, KY. Living with eight siblings, I quickly found out the one thing we all have in common—the need for food and nourishment. In an effort to supplement our food, my father would gather my brothers and me on the last Saturday in April every year, and we would head out to the backyard to start the process of our yearly vegetable garden.

This tradition taught me a lot of things, but what sticks out the most is that we always grew more than we could use. With the extras we would reuse old Kroger bags and fill them with veggies and drop them off to everyone that lived in my neighborhood. When I finally got the nerve to ask my father why we did this each year, he only replied, “Because not everyone in our community gets to eat every night, but at least tonight I know they will.” I thought to myself, too bad we can’t do this all year. This inspired me to form Brick Gardens.

Brick Gardens (BG) is a social enterprise, addressing food insecurity in Cincinnati’s most marginalized neighborhoods. In May of 2016, BG was awarded a People’s Liberty Project Grant with the mission of converting vacant land and buildings into urban farms and vertical farms, providing fresh healthy produce to food deserts throughout Cincinnati. Brick Gardens has increased its food-growing locations to four sites now, serving six communities: Avondale, Bond Hill, Evanston, Madisonville, Norwood, and Roselawn.

Since the founding of Brick Gardens, I have been invited to participate in several panel discussions on food insecurity, serve on the Board of Trustees for the OTR Community Council and Hamilton County Solid Waste





Community members participate in a work day with Brick Gardens. Opportunities like this bring communities together to create local healthy food. Photo courtesy of Brick Gardens.

Committee, as well as work with the Regional Food Policy Council to help pass urban agriculture zoning laws.

As Chair of the Food Subcommittee, I was delighted to work with such passionate individuals from diverse backgrounds and various organizations all with the mission to create equitable change in our city's food, farm, and green job sector.

During these interactive discussions, we prioritized and revised the food-related recommendations submitted during the Green Cincinnati Plan (GCP) public engagement process. Additionally, we worked together to provide solid goals, strategies, and actions to guide food-related sustainability efforts throughout the city in the coming years.

As you will see, our recommendations focus on:

- Food access
- Support and funding for agriculture (both urban and rural)
- Jobs.

We have a unique opportunity to feed our neighborhoods and provide jobs by working with county and regional farmers to create a system for employment and food distribution that benefits all of Cincinnati.

FOCUS AREA CHAIR



FOOD FOCUS AREA CHAIR

Domonique Peebles

ORGANIZATION

CEO, Brick Gardens

EQUITY LIAISON



I am most excited to bring more resources for healthy foods and safer air for low-income neighborhoods

EQUITY LIAISON

Marisha Davis

ORGANIZATION

Meiser's Fresh Grocery & Deli

NEIGHBORHOOD

Lower Price Hill



# Local Food

## Goal

---

Increase local food consumption, distribution, and production by 100%.

**BASELINE YEAR(S)**

2022

**DATA SOURCE(S)**

Green Umbrella Food Metrics (tracking since 2010)



Winton Terrace Community Garden is one example of a community garden in the City which helps to increase local food production and access. Photo courtesy of Turner Farm Community Garden Program.

## Strategy

---

Use regional (within 100 miles) ecological agriculture to increase food production, distribution, consumption, and climate adaptation.

Local food serves both as an economic engine for the City and region and as a source of food. Harvesting and distributing food locally can help stabilize the supply chain. Given its proximity to rural land, Cincinnati can use an expanded regional approach to increase local food production and distribution. In addition to stabilizing the supply chain, this approach provides better access to fresh fruits and vegetables for everyone. Focusing on local food will help inspire more sustainable agricultural practices. Cincinnati must use a variety of approaches and places for growing and distributing food and consider the climate impacts of food production and dietary choices. Lastly, the City must provide the necessary support to bolster a local food economy.

## Priority Actions

	GCP PILLARS			ADDITIONAL PRIORITIES			
	Sustainability	Equity	Resilience	Jobs	Investment	Health	Feasibility
Increase funding for neighborhood gardens and urban agriculture managers	●	●	●	●	●	●	●
Develop a network of neighborhood distribution sites for local food	●	●	●	●	●	●	●
Restore & adapt underutilized spaces (vacant lots, indoor space & rooftops) for food production & ecological benefits and promote regenerative agriculture best practices	●	●	●	●	●	●	●

● strong alignment   ● moderate alignment   ● weak alignment



Indoor spaces can be adapted for food production, like this formerly underutilized space which was modified to grow hydroponic crops. Photo courtesy of Brick Gardens.



Farmers markets, like this one at the Northside Farmers Market, provide important distribution sites for local food. Photo courtesy of Northside Farmers Market.



# Food Access

## Goal

---

Eliminate food deserts in Cincinnati and create food sovereignty in all 52 neighborhoods.

**BASELINE YEAR(S)**

2022

**DATA SOURCE(S)**

U.S. Department of Agriculture Food Atlas

## Strategy

---

Use a variety of systems to create equitable access to nutritious, affordable food in every neighborhood, prioritizing communities that need it most and creating food sovereignty.

Many Cincinnati residents live in food deserts with limited access to affordable healthy food and these food deserts most often occur in Black, Indigenous and other communities of color. The lack of access to nutrient-dense food leads to increased rates of chronic disease in these communities. A newer term, “food apartheid,” has emerged and refers to a system of segregation that divides those with access to an abundance of nutritious food from those who have been denied that access due to systemic injustice. Community members are interested in creating a more just and equitable food system, and Cincinnati must implement strategies to provide equitable food access in its priority communities. The City must re-imagine what food distribution and access points look like—by listening to unique community needs and interests. Additionally, the City needs to provide the necessary support to realize this new system and take climate impact into consideration when promoting healthy food choices.



### Priority Actions

	GCP PILLARS			ADDITIONAL PRIORITIES			
	Sustainability	Equity	Resilience	Jobs	Investment	Health	Feasibility
Increase options for food access within food desert neighborhoods, including but not limited to farmers markets, food co-ops, Community Supported Agriculture (CSAs), corner stores, buying clubs, mobile markets, delivery services, community gardens, and food pantries	●	●	●	●	●	●	●
Provide city & regional funding for community-driven and innovative food initiatives	●	●	●	●	●	●	●
Increase use of locally grown food at neighborhood food access points	●	●	●	●	●	●	●
Engage community members on the impact of dietary choices on climate change, environment, and health; elevate the benefits of plant-based options	●	●	●	●	●	●	●

● strong alignment ● moderate alignment ● weak alignment



Residents shop for food at the Northside Farmers Market. Farmers markets are one way to increase options for healthy food access and eliminate food deserts. Photo courtesy of Northside Farmers Market.



In the neighborhood of Avondale, Rockdale Elementary students participate in a garden work day at the Rockdale Urban Learning Garden which engages and teaches students about growing food locally. Photo courtesy of Cincinnati Public Schools.





# Food System

## Goal

Implement 5 of the Milan Urban Food Policy Pact (MUFPP) Recommendations by 2028.

**BASELINE YEAR(S)**

2022

**DATA SOURCE(S)**

City of Cincinnati Office of Environment & Sustainability and the MUFPP

## Strategy

Use the MUFPP framework, working with public and private stakeholders, to develop a sustainable food system in Cincinnati that is inclusive, resilient, safe, diverse, and environmentally friendly.

Despite its long history with and deep connection to food, Cincinnati’s food system has never equally benefited everyone. More recently, Cincinnati has taken the path of many urban cities by:

- Outsourcing food production and the use of environmentally unsustainable growing techniques
- Transporting goods many miles
- Landfilling vast amounts of edible food
- Failing to meet the nutritional needs of all its citizenry with healthy, affordable food access (despite an abundance of grocery stores).

This is where The Milan Urban Food Policy Pact (MUFPP) comes in. An international agreement among cities from all over the world, MUFPP works to “develop sustainable food systems that are inclusive, resilient, safe and diverse, that provide healthy and affordable food to all people in a human rights-based framework, that minimize waste and conserve biodiversity while adapting to and mitigating impacts of climate change.” MUFPP supports cities wishing to build more sustainable urban food systems by fostering city-to-city cooperation and best practices exchange. As a signatory city, Cincinnati must use the MUFPP framework. This framework, along with Cincinnati’s unique midwestern urban location with rural connection/access, can help the City implement a comprehensive 21st century food system that addresses the needs of both the planet and the people.



The Milan Urban Food Policy Pact provides a comprehensive approach to developing a sustainable food system. Photo courtesy of Milan Urban Food Policy Pact.

## Priority Actions

Develop a comprehensive Food System Plan for Cincinnati, taking into consideration its urban/rural connections and preparation for potential large-scale disruptions due to climate change

Implement the Milan Urban Food Policy Pact related to good governance, sustainable diets & nutrition, social & economic equity, food production, food supply & distribution, and food waste

	GCP PILLARS			ADDITIONAL PRIORITIES			
	Sustainability	Equity	Resilience	Jobs	Investment	Health	Feasibility
Develop a comprehensive Food System Plan for Cincinnati, taking into consideration its urban/rural connections and preparation for potential large-scale disruptions due to climate change	●	●	●	●	●	●	●
Implement the Milan Urban Food Policy Pact related to good governance, sustainable diets & nutrition, social & economic equity, food production, food supply & distribution, and food waste	●	●	●	●	●	●	●

● strong alignment   ● moderate alignment   ● weak alignment



The Greater Cincinnati Regional Food Policy Council a collaboration of organizations and individuals working together to develop a sustainable, equitable and resilient food system in Cincinnati. Photo courtesy Green Umbrella.



Community members discuss and prioritize actions and strategies during a Green Cincinnati Plan Food Focus Area Subcommittee session. Photo courtesy of City of Cincinnati.



# Food Waste Prevention

## Goal

Decrease food going to the landfill 50% by 2030.

**BASELINE YEAR(S)**

2018

**DATA SOURCE(S)**

Hamilton County Waste Audit

**BASELINE YEAR(S)**

2021

**DATA SOURCE(S)**

Hamilton County Reporting on waste diverted

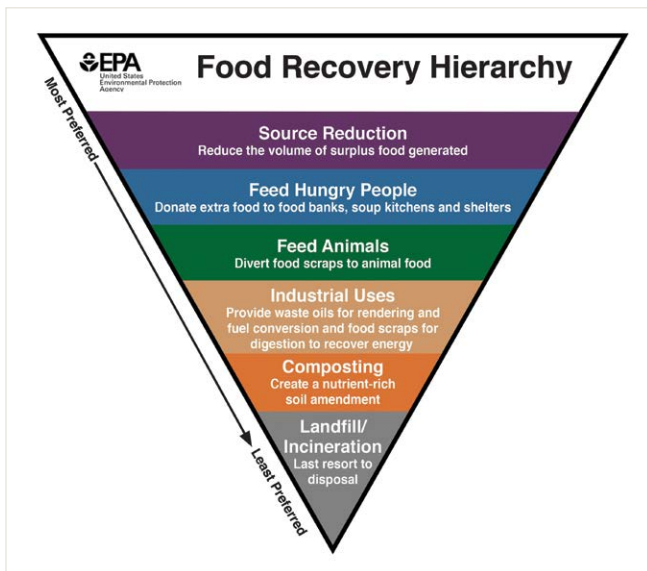
## Strategy

Increase efficiency of the food system and minimize environmental impact through prevention, reuse/recovery, education, and best practices for surplus food.

In 2021, Cincinnati sent approximately 74,953 tons to the landfill, 31.1% (23,310 tons) of which was organic material (16.8% =12,592 tons of food waste; 14.3% =10,718 tons of yard trimmings). All of this organic waste contributes to methane, a powerful greenhouse gas which is harmful to the environment and drives climate change. Cincinnati needs to reduce the amount of organics residents and businesses are sending to the landfill. The two strategies that have the most positive environmental, social and health impacts are:

- Prevent throwing away perfectly good food
- Recover wasted food that can be transformed or repurposed.

The City needs to prioritize these surplus-food strategies in conjunction with leveraging public-private partnerships and city systems to minimize organics in our landfill. With a food insecurity rate of 33%, Cincinnati must become a better steward of our resources and each other. By taking robust action, we can support both the environment and our citizens.



Reducing food waste going to the landfill can be achieved by following the EPA Food Recovery Hierarchy, and prioritizing prevention, recovery, recycling and composting in that order. Photo courtesy of U.S. Environmental Protection Agency.

## Priority Actions

Continue to support local food rescue, food security & food justice organizations through establishment & support of food access points and increased donation infrastructure for collection, transformation, & distribution of surplus food

Expand food waste prevention education and best practices for residential and business sectors

	GCP PILLARS			ADDITIONAL PRIORITIES			
	Sustainability	Equity	Resilience	Jobs	Investment	Health	Feasibility
Continue to support local food rescue, food security & food justice organizations through establishment & support of food access points and increased donation infrastructure for collection, transformation, & distribution of surplus food	●	●	●	●	●	●	●
Expand food waste prevention education and best practices for residential and business sectors	●	●	●	●	●	●	●

● strong alignment ● moderate alignment ● weak alignment

See Zero Waste Focus Area for Goals, Strategies & Priority Actions related to Composting.



Examples of local meals created by La Soupe in their Rescue Transform Share Program utilizing surplus food. Pre-portioned meals can also help reduce consumer food waste. Photo courtesy of La Soupe.



La Soupe preps meals for their Nourish The 'Nati Program which is focused on portion-controlled, plant-forward, lean proteins, and whole grains and creates access to food options that encourage healthy eating and fights illness. Photo courtesy of La Soupe.





**Goal**

Increase quantity of jobs in food and agriculture sectors by 20% by 2028.

**Strategy**

Create pathways to growth and ownership for farmers and food entrepreneurs in city food and agriculture sectors.

In the Food Focus Area, the job discussion centered around training, employment, wages, and creating spaces designated for urban agriculture/gardening. The average age for U.S. farmers is 57.5 years old, highlighting the need for younger people to enter the food space from both the direct food production/growing side and the reuse/redistribution/value-added side. Making a living wage is key to farmer retention and a healthy livelihood. Moreover, farmers and food entrepreneurs need to understand how to best adapt to climate change across all aspects of food production if we are to ensure an everlasting food source.



The Price Hill Community Garden provides a space for local food production in the community, as well as an opportunity for entrepreneurs in the food and agricultural sector. Photo courtesy of Turner Farm Community Garden Program.



Rose Hill Farm in the neighborhood of Spring Grove Village is an example of a local farm providing jobs in the food and agriculture sector and fresh, locally grown food to area residents. Photo courtesy of Rose Hill Farm.



## Priority Actions

	GCP PILLARS			ADDITIONAL PRIORITIES			
	Sustainability	Equity	Resilience	Jobs	Investment	Health	Feasibility
Grow employment opportunities & training for youth (e.g., food gleaning & redistribution in their neighborhoods, Climate Corps, AgriCorps, etc.)	●	●	●	●	●	●	●
Develop career pathways & higher education opportunities with links to create living-wage farmer & food sector jobs	●	●	●	●	●	●	●
Train farmers and gardeners to increase success, including adaptation to a changing climate	●	●	●	●	●	●	●

● strong alignment   ● moderate alignment   ● weak alignment



Residents participate in Walnut Hills Redevelopment Foundation Garden Training. Programs like this one train gardeners to increase success. Photo courtesy of Civic Garden Center.







Green Cincinnati Plan  
2023

FOCUS AREA

# Mobility







**FOCUS AREA**

# Mobility

Enabling accessible and sustainable transportation and mobility options.

**Vision**

Prioritize people by building sustainable, safe, and accessible mobility options that meet the needs of people who live, work, or visit Cincinnati.


## A Word from Pete Metz, Mobility Focus Area Chair

Over the last decade, how we connect people across Cincinnati to jobs, education, health care, and all that our region has to offer has been one of the most important policy issues facing local leaders. We’ve made tremendous progress in that time—thanks in part to the guidance of the previous Green Cincinnati Plan (GCP)—but there is still so much work to do.

Partners in every corner of the community—local government and elected leaders, the business and civic community, and everyday Cincinnati-ans—have driven, and continue to drive, this work. And their efforts show:


- Massive new federal funding programs
- Passage of Issue 7 to expand public transit
- Rapidly growing CROWN bike trail network
- Groundswell of support for pedestrian safety initiatives.

**FOCUS AREA CHAIR**



**MOBILITY FOCUS AREA CHAIR**  
Pete Metz

**ORGANIZATION**  
Director, The Connected Region  
Cincinnati USA Regional Chamber



Every Metro bus is equipped with a front-mounted bike rack. Passengers can combine transit and cycling to make the first and last mile of their commute easier. Photo courtesy of Metro.

With all this momentum, there is no better time to be doubling down on our work. Over the last year we've engaged transportation leaders and the community to shape the Mobility section of the updated GCP.



The Lick Run Greenway has walking and biking paths along a mile-long urban stream and pond. Photo courtesy of Tri-State Trails.

Across those conversations we heard a vision for making Cincinnati a place that prioritizes people by building sustainable, safe, and accessible mobility options that meet the needs of people who live, work, or visit Cincinnati.

Much of the work of building a transportation system to achieve this vision will happen outside of City Hall. This plan attests to the City's support for those initiatives and organizations, and challenges them to think boldly about the type of system we're building.

Leading this effort has affirmed for me how far we've come, and how far so many in our community are ready and willing to push us in the future. Their voices and their advocacy will be critical to the success of these Mobility goals, and I'm appreciative of their engagement in this process.

EQUITY LIAISON



My Equity Liaison experience was like a Tale of Two Cities. Trying to bring two worlds or cities together. Assisting those with no transportation to jobs and entertainment in an effort to bring people and services to those who need them.

EQUITY LIAISON

Derrick L. Feagin

ORGANIZATION

President, South Cumminsville  
Community Council

NEIGHBORHOOD

South Cumminsville





# Public Transit

## Goal

---

Increase the number of passenger miles traveled using public transit 25% by 2030.

**BASELINE YEAR(S)**

2022

**DATA SOURCE(S)**

SORTA passenger data

## Strategy

---

Provide reliable public transportation options and an improved rider experience to connect residents to the places where they need to go.

Cincinnati will need its residents to transition away from single-passenger vehicles and shift to public transportation if the City is to achieve its carbon goals. This shift will only occur if residents view public transportation as a reliable and convenient alternative. Bus routes must connect people to the places that they need to go when they need to get there. Improving access to public transportation corridors, as well as the amenities public transportation offers, will drive increased ridership.



The Cincinnati Bell Connector Streetcar is one example of reliable public transportation for the Downtown and OTR neighborhoods, from The Banks to Findlay Market. Photo courtesy of City of Cincinnati DOTE.

### Priority Actions

	GCP PILLARS			ADDITIONAL PRIORITIES			
	Sustainability	Equity	Resilience	Jobs	Investment	Health	Feasibility
Continue to design bus routes and bus stop shelters to ensure convenient and consistent service with reliable connections	●	●	●	●	●	●	●
Develop regional bus rapid transit routes along key corridors	●	●	●	●	●	●	●
Explore the use of HR incentives to encourage public transit use	●	●	●	●	●	●	●
Create more neighborhood mobility networks and transit hubs where residents can connect by bike, walking, and bus	●	●	●	●	●	●	●
Explore the expanded use of rail for regional transit	●	●	●	●	●	●	●

● strong alignment   ● moderate alignment   ● weak alignment



The Uptown Transit Center provides riders with a place to transfer from one route to another. Photo courtesy of Metro.



# Zero-Emissions Vehicles

## Goal

Increase the use of zero-emission vehicles in the City to 25% by 2030.

**BASELINE YEAR(S)**

2022

**DATA SOURCE(S)**

SORTA fleet data, EV registrations (Drive Ohio), Red Bike

## Strategy

Support the transition to zero-emission mobility options.

Zero-emissions mobility options will play an important role in helping the City achieve its carbon goals. To support that transition, the City must ensure that all who live, work, or visit have access to electric vehicle (EV) charging infrastructure. Providing access to infrastructure is especially important to residents in multi-family housing or who live in single family homes without driveways. In addition to private vehicles, it is important to support transportation providers and other businesses in their efforts to transition to zero-emissions mobility options.



The Northside Transit Center features electric vehicle chargers that are available to the public. Photo courtesy of Metro.



Public electric vehicle chargers are becoming more prevalent throughout Cincinnati such as this one at the Cincinnati Art Museum in Mt. Adams. Photo courtesy of Electrada.

**Priority Actions**

	GCP PILLARS			ADDITIONAL PRIORITIES			
	Sustainability	Equity	Resilience	Jobs	Investment	Health	Feasibility
Install public, streetside electric vehicle (EV) charging stations	●	●	●	●	●	●	●
Develop policies to ensure that vehicle charging infrastructure is available to all residents including those in multi-family buildings and in homes without driveways	●	●	●	●	●	●	●
Continue to support Metro in its efforts to invest in clean fuels buses (electric/hydrogen)	●	●	●	●	●	●	●
Develop policies and incentives to ensure new construction is prepared for EV charging	●	●	●	●	●	●	●

● strong alignment   ● moderate alignment   ● weak alignment





# Bicycling & Walking

## Goal

Increase the number of residents within 0.25 mile of safe bike and pedestrian infrastructure 50% from 2022 levels by 2030.

**BASELINE YEAR(S)**

2022

**DATA SOURCE(S)**

Tri-State Trails

## Strategy

Improve bike and pedestrian connectivity so that residents can safely access the places they need to go.

While the City has made substantial improvements to bike and pedestrian infrastructure over the past several years, significant work still needs to be done. Walking or biking between different neighborhoods remains unsafe in some parts of Cincinnati. The City should support public and private investments in trails, bike lanes, and sidewalks that create connectivity. Additionally, the City must ensure that people in all its neighborhoods have access to these resources. In doing so, Cincinnati can create a safe and accessible bike and pedestrian infrastructure that provides a viable alternative to driving.



The Red Bike Program provides a low-cost bike-share system to connect people to places. The program continues to expand to neighborhoods throughout Cincinnati. Photo Courtesy of Cincinnati Red Bike.



The bike lanes on Central Parkway separate cyclists from vehicles improving safety. Photo courtesy of Tri-state Trails.



### Priority Actions

	GCP PILLARS			ADDITIONAL PRIORITIES			
	Sustainability	Equity	Resilience	Jobs	Investment	Health	Feasibility
Continue to invest in Complete Streets to improve connectivity between neighborhoods	●	●	●	●	●	●	●
Continue to improve sidewalk connectivity and maintenance in neighborhoods where connectivity/walkability is lacking	●	●	●	●	●	●	●
Complete the CROWN bike network and connect it to neighborhoods	●	●	●	●	●	●	●
Expand access to Red Bike’s traditional and electric bikes to more neighborhoods and increase participation in the Red Bike Go Program	●	●	●	●	●	●	●
Continue to leverage Vision Zero to install bike lanes and traffic calming measures to reduce speeds and improve safety	●	●	●	●	●	●	●

● strong alignment   ● moderate alignment   ● weak alignment



# Connected Communities

## Goal

---

Build a policy framework that supports the creation of connected communities.

## Strategy

---

Modify land use regulations to support development along transit corridors.

Increasing housing density along transit corridors can expand public transportation use and reduce reliance on single-passenger vehicles. Single-family housing dominates many neighborhoods throughout the City. By modifying existing land-use regulations to allow for multi-family developments, the City can create vibrant residential and business areas. This approach makes it easier to design public transportation routes that encourage ridership by connecting people with the places where they need to go.



The HaNoBe in College Hill is an example of new multi-family housing along a transit corridor. Photo courtesy of College Hill Community Urban Redevelopment Corporation.

### Priority Actions

	GCP PILLARS			ADDITIONAL PRIORITIES			
	Sustainability	Equity	Resilience	Jobs	Investment	Health	Feasibility
Promote “15 Minute Neighborhoods” with mixed residential (including multi-family) and commercial zoning to increase transit connectivity as well as density and affordability	●	●	●	●	●	●	●
Embrace zoning reform that increases density near transit, reduces or eliminates parking requirements across the City, and minimizes the use of surface parking lots	●	●	●	●	●	●	●

● strong alignment   ● moderate alignment   ● weak alignment







Green Cincinnati Plan  
2023

FOCUS AREA

# Natural Environment







## FOCUS AREA

# Natural Environment

Enhancing ecosystems and green infrastructure to improve health and well being.

### Vision

Cincinnati will invest in the creation, preservation, and regeneration of ecosystems and green infrastructure through policy and resource allocation to improve and protect the health and well-being of our diverse residents and the natural environment. We will inspire people, government, and business to value the natural environment to drive transformation.

## A Word from Dave Schmitt, Natural Environment Focus Area Chair

I was deeply honored to be asked to Chair the Natural Environment Subcommittee for the 2023 Green Cincinnati Plan (GCP). I also want to recognize the immense contributions of my partners, Amanda Testerman of the Office of Environment and Sustainability, and Margaux Roberts, our Equity Committee liaison. The work of our subcommittee truly would not have been possible without them.



A team member with Cincinnati Parks prepares a tree for planting in Mt. Echo Park. Increasing the urban tree canopy is an important goal for Cincinnati Parks. Photo courtesy of Cincinnati Parks.

I also chaired this subcommittee for the 2018 GCP, and feel gratified by the amount of progress we've made over the last five years. However, with the growing impact of climate change—and the growing recognition of past inequities—we've got more work to do...and we will do it. Our

Mayor, Council, and city administration are united in their passion and energy to work, along with many willing partners, to make real and enduring progress.

Our subcommittee focused on all of the natural resources that make up Cincinnati's environment and the challenges they face: water quality, overland flooding, greenspace access, tree canopy coverage, and air quality.

Through three public meetings we gathered knowledge and suggestions (in-person and online) from residents, organizations, local experts, and companies across Cincinnati. Both the GCP and our committee benefited from the tremendous interest shown by the public. There is simply no substitute for the lived experience of our residents and their knowledge of threats and opportunities.



The Mill Creek Alliance hosts paddling and fishing trips on the Mill Creek to engage the public in the resurgence of the watershed as a natural and community asset. Photo courtesy of Mill Creek Alliance.

Using this valuable input, our subcommittee developed aggressive Goals, Strategies, and Actions to protect and improve the health of our environment and residents. In particular, we focused on providing benefits to our priority communities which have suffered disproportionately in the past.

I work every day on the Mill Creek, which 25 years ago was declared “the most endangered urban stream in North America.” National experts said it would be impossible to restore it. Today, the stream is roaring back to life and is home

to bald eagles, ospreys, game fish, beaver, and many others. We host hundreds of people every year on paddling, pedaling, and fishing trips along its shores. Because of this, I know firsthand that we CAN do this. We can restore and protect our natural environment and make its many benefits available to ALL of our residents. I look forward to working with you over the next five years to achieve—and surpass—these goals.

**FOCUS AREA CHAIR**



**NATURAL ENVIRONMENT  
FOCUS AREA CHAIR**

Dave Schmitt

**ORGANIZATION**  
Executive Director  
Mill Creek Alliance

**EQUITY LIAISON**



Most importantly, that the voice of the people isn't lost in the political interests but true equity is the overall goal to create communities that thrive.

**EQUITY LIAISON**  
Margaux Roberts

**ORGANIZATION**  
Climate Safe Neighborhood  
Community Organizer,  
Groundwork Ohio River Valley

**NEIGHBORHOOD**  
Bond Hill



# Tree Canopy

## Goal

---

Maintain 40% urban tree canopy while expanding canopy to 40% residential, 25% mixed-use/industrial, and 10% Central Business District.

**BASELINE YEAR(S)**

2020

**DATA SOURCE(S)**

Tree Canopy Assessment and Cincinnati Parks Urban Tree Canopy Dashboard

## Strategy

---

Improve preservation, health, and maintenance of trees in existing urban canopy.

In 2020 the Cincinnati Park Board sponsored a study of urban tree canopy. The study showed the overall urban tree canopy of the City was 40%, but it also highlighted the inequity of urban tree canopy between neighborhoods. Areas with lower tree canopy experience increased heat island effect, have reduced stormwater retention, and increased areas of overland flooding. In addition to maintaining the existing tree canopy, the City must continue efforts to plant trees in neighborhoods with low tree canopy to reduce the heat island effect, increase native species, and offset carbon emissions.



Planting native tree species, like the Serviceberry, is important for supporting the health of native pollinators and animal species.

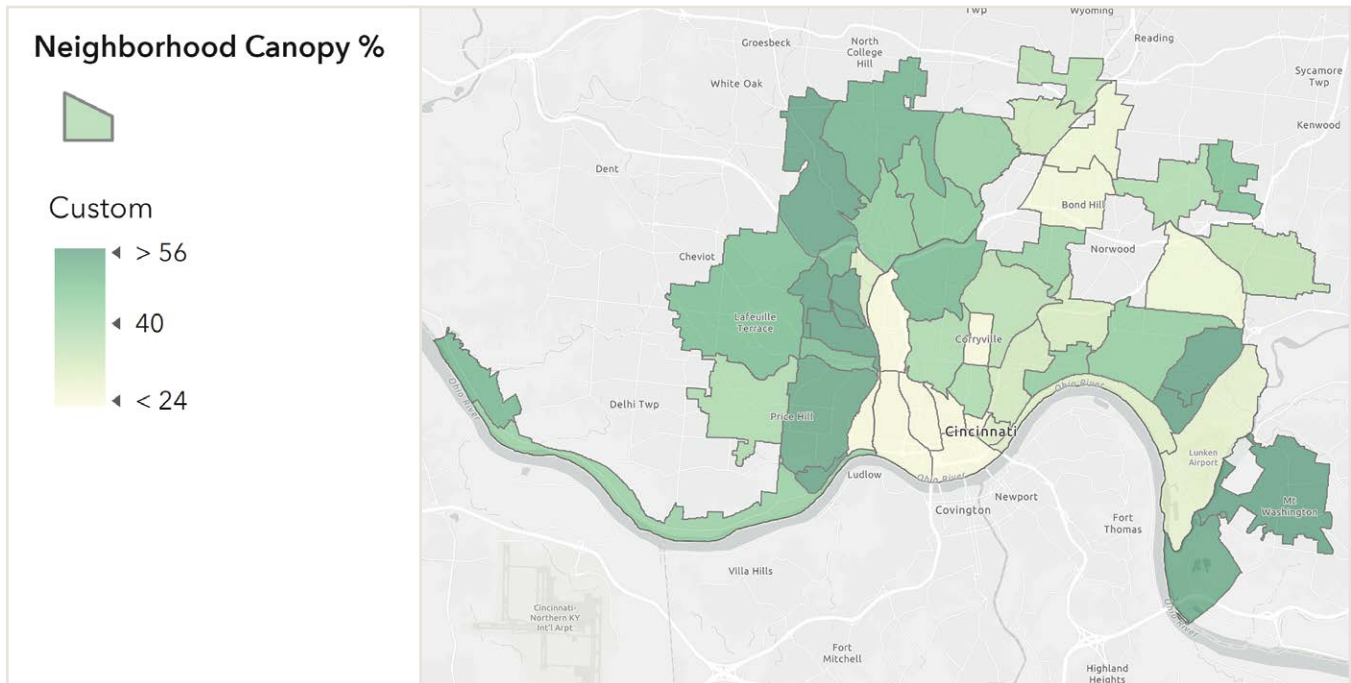


Students with Hayes Porter Elementary help plant new trees in the West End. Photo courtesy of Cincinnati Parks.

### Priority Actions

	GCP PILLARS			ADDITIONAL PRIORITIES			
	Sustainability	Equity	Resilience	Jobs	Investment	Health	Feasibility
Focus city tree planting in neighborhoods with highest heat island effect as measured in the Climate Equity Indicators Report or most recent data	●	●	●	●	●	●	●
Provide incentives and support for the use of carbon crediting and/or carbon offset program to fund tree planting, maintenance, land conservation, and forest rehabilitation	●	●	●	●	●	●	●
Plant more native tree species through education with non-profits, nurseries, and schools	●	●	●	●	●	●	●
Implement policies that protect existing trees during development efforts	●	●	●	●	●	●	●

● strong alignment ● moderate alignment ● weak alignment







# Air Quality

## Goal

Improve air quality so that Air Quality Index “Healthy Days” are increased by 30% by 2028.

**BASELINE YEAR(S)**

5-year average 2018-2022

**DATA SOURCE(S)**

US EPA Air Quality Index Report



Natural corridors, like the trees and greenspace along the Ohio River, can reduce air pollution from between the source and nearby communities.

## Strategy

Increase air quality studies and education and reduce pollution from air emissions.

Many Cincinnati residents experience poor outdoor air quality which contributes to adverse health conditions, including asthma and lung disease. In 2022, the US Environmental Protection Agency (EPA) registered 181 days with “moderate,” “unhealthy for sensitive groups,” or “unhealthy” air quality index ratings in Cincinnati. Ozone and Particulate Matter (PM) 2.5 contribute significantly to these low ratings. Other factors include vehicle emissions and industrial emissions. High air temperatures and ultraviolet radiation further exacerbate poor air quality. The City can improve air quality for residents by:

- Reducing the emissions generated within the City from buildings and gas-powered equipment
- Increasing the tree canopies and natural corridors surrounding neighborhoods.

We need more data and further studies to fully quantify the extent of poor air quality in Cincinnati’s neighborhoods. To improve the health of residents, the City must engage and educate residents to understand and reduce sources of poor air quality.




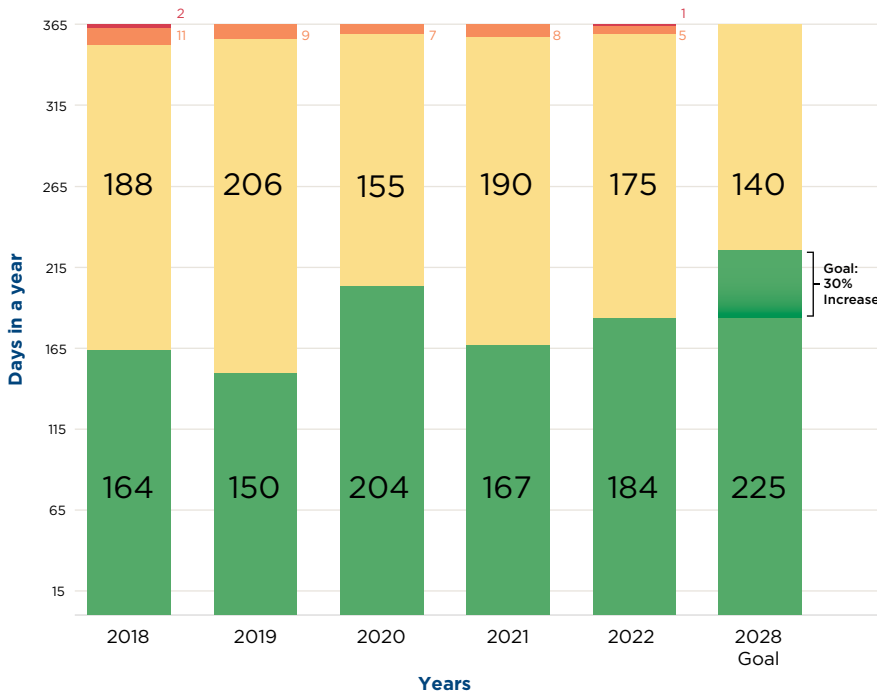
### Priority Actions

	GCP PILLARS			ADDITIONAL PRIORITIES			
	Sustainability	Equity	Resilience	Jobs	Investment	Health	Feasibility
Expand monitoring of air quality and nuisance odors, incorporating citizen science in priority neighborhoods	●	●	●	●	●	●	●
Provide services, resources, and education for residents in priority neighborhoods on air quality alert systems, sources of poor air quality, and air quality regulations	●	●	●	●	●	●	●
Support and fund the development of natural corridors and tree barriers along streams and rivers, interstates and highways	●	●	●	●	●	●	●
Strengthen air emissions regulations	●	●	●	●	●	●	●

● strong alignment ● moderate alignment ● weak alignment

See Mobility and Buildings & Energy Focus Areas for actions supporting the transition to clean technologies like electric vehicles and buildings, and renewable energy.

### Air Quality Index Days Per Year in Cincinnati





# Green Space

## Goal

Increase access to greenspaces so that every resident has a greenspace within a .5 mile walk by 2028.

**BASELINE YEAR(S)**

2022

**DATA SOURCE(S)**

Trust for Public Land ParkScore Index

## Strategy 1

Increase the quantity and quality of greenspaces in neighborhoods with low distribution of greenspaces.

Greenspaces in Cincinnati take various forms, including parks, outdoor recreation areas such as ball fields and playgrounds, and natural areas like forests and preserves. In 2022 the Trust for Public Land (TPL) ranked Cincinnati #4 in the nation on its ParkScore Index. The TPL determined the ranking by analyzing the City’s park systems for acreage, access, investment, amenities, and equity. While this ranking is encouraging, it also highlights the need to center equity in greenspace investment. Cincinnati can do this by:

- Providing access to greenspaces
- Increasing distribution in areas with low greenspaces
- Engaging youth and Black, indigenous, and people-of-color (BIPOC) communities in these spaces.

### Greenspace access

Percentage of Cincinnati residents living within a 10-min walk of a park/greenspace.



## Priority Actions

	GCP PILLARS			ADDITIONAL PRIORITIES			
	Sustainability	Equity	Resilience	Jobs	Investment	Health	Feasibility
Create new greenspaces, including use of vacant properties and underused parking lots, ensuring that space will not be redeveloped	●	●	●	●	●	●	●
Continue to improve infrastructure to increase walkability and access to greenspaces	●	●	●	●	●	●	●
Grow greenspace workforce through youth and BIPOC involvement in natural area restoration and education	●	●	●	●	●	●	●
Increase funding for maintenance of greenspaces	●	●	●	●	●	●	●
Implement policies which promote and protect public greenspaces in new developments	●	●	●	●	●	●	●

● strong alignment ● moderate alignment ● weak alignment



Volunteers with Cincinnati Parks help to remove invasive honeysuckle and maintain parks and greenspaces. Photo courtesy of Cincinnati Parks



The Groundwork Youth Employment Green Team helps maintain the Rockdale Urban Learning Garden in Avondale. This urban garden was established through the Cincinnati Zoo and Botanical Gardens in partnership with local organizations and includes vegetables, fruiting trees, herbs, flowers, and native plants to attract pollinators. Photo courtesy of MadTree Brewing.



# Green Space



Restoring and maintaining watersheds, like the Mill Creek and Little Miami, are important to improving water quality and biodiversity in the region.



Green roofs, like this one at the Cincinnati Museum Center at Union Terminal, are examples of green infrastructure which can mitigate the effects of stormwater and help keep contaminants out of waterways.

## Strategy 2

---

### Increase preservation and restoration of aquatic ecosystems & urban forests.

In addition to its highly developed and industrial areas, Cincinnati also boasts a variety of natural ecosystems, including the Ohio River; the Mill Creek and Little Miami watersheds; urban forests such as Mt. Airy, Burnet Woods, California Nature Preserve; and unnamed forested areas. These ecosystems provide multiple benefits like stormwater retention, reduced heat island effect, and public enjoyment. However, development, invasive plant and animal species, and pollution from combined sewer overflows and contaminated stormwater runoff threaten the health of these vital ecosystems. These threats are expected to increase in the coming years due to the impacts of climate change. The City must take action to prioritize and support the preservation of these ecosystems through policy, green infrastructure, and restoration.

### Priority Actions

	GCP PILLARS			ADDITIONAL PRIORITIES			
	Sustainability	Equity	Resilience	Jobs	Investment	Health	Feasibility
Remove invasive species and restore, maintain, and preserve forests, wetlands, riparian areas, and natural corridors along waterways, hillsides, and low-canopy neighborhoods	●	●	●	●	●	●	●
Implement policies that restrict development in forested and/or biodiverse areas	●	●	●	●	●	●	●
Increase use of green infrastructure to mitigate the effects of stormwater, sewer overflows, overland flooding, and contaminated stormwater in waterways	●	●	●	●	●	●	●

● strong alignment   ● moderate alignment   ● weak alignment



# Green Space



Eden Park is a greenspace which provides a variety of ecosystems, including pollinator-friendly perennials, forests, and open lawn for recreation.



Utilizing native pollinators and low/mow or no/mow techniques in place of grass along roadways or parking areas can support native species and reduces the pollution created through lawn maintenance.

## Strategy 3

---

### Increase biodiversity and health of native species in the City.

Hamilton County is home to five federally endangered plant and animal species and to more than 30 State-of-Ohio endangered species. But, we don't have enough data to know which species can be found—or can live—in Cincinnati. Therefore, the City must support the completion of a biodiversity assessment to understand the health of city ecosystems and prioritize conservation of vulnerable ecosystems. Engaging the public in native habitat building on private land can also support the health of plant, animal, and insect species throughout the City.

### Priority Actions

	GCP PILLARS			ADDITIONAL PRIORITIES			
	Sustainability	Equity	Resilience	Jobs	Investment	Health	Feasibility
Complete Biodiversity Assessment for Cincinnati, incorporating citizen science	●	●	●	●	●	●	●
Support pollinator gardens, native plants, and education, including allowing the use of native grasses and pollinator plants in residential areas, and Low-Mow or No-Mow practices	●	●	●	●	●	●	●
Reduce pesticide and fertilizer use/over-use through education, regulation, and innovation	●	●	●	●	●	●	●

● strong alignment ● moderate alignment ● weak alignment







Photo Courtesy of MSD



Green Cincinnati Plan  
2023

FOCUS AREA

# Resilience & Climate Adaptation







**FOCUS AREA**

# Resilience & Climate Adaptation

Anticipating, preparing, and responding to the challenges of changing conditions.


**Vision**

We are a city that will take bold action to heal past environmental, racial, and economic injustices, and that will continue to adapt, innovate, and respond to vulnerabilities to create a climate-ready, resilient, and socially cohesive community.

## A Word from Tanner Yess, Resilience & Climate Adaptation Focus Area Chair

What is resilience? You can see it in the untapped potential of our young people; mothers who take multiple buses to buy groceries; residents that fight stormwater with guerrilla green infrastructure; and the urgency to build trust and partner with our frontline neighborhoods. This subcommittee started at the center, with equity, and with those most at risk from a changing climate—our low-income and/or communities of color. We are looking forward with ideas that could correct yesterday’s environmental and social injustices. We are making ourselves ready to adapt to a changing climate by bolstering our collective resilience. In the 2023 Green Cincinnati Plan (GCP), we have made Resilience a dedicated pillar as well as a distinct Focus Area.

**FOCUS AREA CHAIR**



**RESILIENCE & CLIMATE ADAPTATION FOCUS AREA CHAIR**

Tanner Yess

**ORGANIZATION**

Co-Executive Director  
Groundwork Ohio River Valley



Stakeholders provide recommendations for Resilience and Climate Adaptation at the 2023 Green Cincinnati Plan kick-off meeting. Photo courtesy of OES staff.




Climate Safe Neighborhoods, a program of Groundwork Ohio River Valley in partnership with Green Umbrella and the Office of Environment and Sustainability (OES), has been our North Star for outreach and engagement. Paid equity liaisons have ensured that our process reached those traditionally left out by the sustainability movement. Youth voices have been heard, languages translated, and hard topics discussed. Over seventy people provided input for the Resilience Subcommittee, and partner organizations worked with city government to distill feedback.



Cincinnati stakeholders prioritize actions and strategies at the Resilience and Climate Adaptation Focus Area Subcommittee meeting. Photo courtesy of OES staff.

Climate change is amplifying our ancestors' mistakes by doubling down on issues of infrastructure, public health, access to nature, and other problems perpetuated by racist and classist systems. Though ominous, we see opportunity—a chance to be proactive, prepare for the unexpected, and put resources into righting historical wrongs through green jobs, policy, and the equitable distribution of funding. This is the task we have chosen, and have been chosen for. Join us.

EQUITY LIAISON



I want these neighborhoods to truly become sponges, become teaching laboratories for community members.

EQUITY LIAISON

Tyeisha A. Cole


ORGANIZATION

Climate Action Coordinator  
Green Umbrella

NEIGHBORHOOD

Millvale & West Price Hill

EQUITY LIAISON



I hope resiliency centers can come to fruition. Or we can add more funding to community/recreation centers.

EQUITY LIAISON

Phillip Marshall

NEIGHBORHOOD

South Cumminsville



# Stormwater & Heat Adaptation

## Goal

Complete 25 green infrastructure projects by 2028 in extreme heat and overland flood vulnerable communities.

### BASELINE YEAR(S)

2022

### DATA SOURCE(S)

US EPA Office of Community Revitalization, US EPA Green Infrastructure Program, US EPA Smart Growth Program, US EPA Urban Heat Island Reduction Program, US EPA Environmental Justice Screening Tool; Climate and Economic Justice Screen; Climate Safe Neighborhoods; Climate Equity Indicators Report; Hamilton County Multi-Hazard Mitigation Plan; MSDGC Environmental Sustainability Report; Living With Landslides



The Lick Run Greenway, completed in 2021 by Greater Cincinnati Metropolitan Sewer District, is an example of a large-scale green infrastructure project that reduces combined sewer overflows. Photo courtesy of MSD.

## Strategy

Reduce extreme heat, overland flooding, landslides, and water-pollution vulnerabilities by incentivizing, improving, and increasing green infrastructure and other mitigating methods.

To be resilient against extreme heat, overland flooding, sewer backups/overflows, landslides, and water pollution, the City must increase green infrastructure.

“Green infrastructure” means using natural features or planned ecological systems to manage water by mimicking the natural water cycle. Examples of green infrastructure include:

- Green roofs
- Bioswales
- Green medians
- Wetlands
- Parks
- Permeable pavements
- Landscape gardens.

Green infrastructure not only manages storm water exceptionally well, but it is also excellent at mitigating extreme heat. Other methods to tackle extreme heat include, for example, equitable access to air conditioning and the use of heat reflective surfaces.

In contrast to green infrastructure, the urban built environment includes all the physical elements of the places people work and live, such as roads, buildings, houses, bridges, parks, open spaces, and infrastructure (sewer systems, water and power lines, etc.). This built environment sometimes removes or tries to control

many natural features, leading to unintended consequences for both people and the urban environment.

For example, hardscapes are large areas with impervious surfaces and gray infrastructure refers to the channelization of natural streams and runoff areas. Hardscapes and gray infrastructure with aging or limited capacity have amplified the effects of extreme storms. The excess water that runs off of hardscapes and gray infrastructure during heavy storms creates overland flooding, sewer backups, and sewer overflows.

These unmitigated storm water events pollute our recreational and potable water supplies, and they

have had a direct effect on hillside instability, resulting in more frequent landslides. Large areas with reduced vegetation have also exacerbated extreme heat, creating what is referred to as “the heat island effect.”

The City must recognize and adapt to these climate vulnerabilities now, especially because these vulnerabilities predominantly occur in sensitive land use areas and priority communities. Green infrastructure at multiple scales presents a resilient set of cross-cutting solutions that both promote the natural environment and allow for positive economic and social changes within the existing built environment.

### Priority Actions

	GCP PILLARS			ADDITIONAL PRIORITIES			
	Sustainability	Equity	Resilience	Jobs	Investment	Health	Feasibility
Incentivize green infrastructure projects in communities with extreme heat and flood vulnerabilities	●	●	●	●	●	●	●
Equitably restructure sewer rates based on permeable land surface and other contributing factors	●	●	●	●	●	●	●
Create a “sponge city” with more and diverse green infrastructure in public and residential places including green roofs, bioswales, green medians, wetlands, parks, permeable pavements, and landscape gardens	●	●	●	●	●	●	●
Continue to decrease sewer backups, sewer overflows, and overland flooding (flash flooding) by supporting sewer infrastructure improvements in priority communities	●	●	●	●	●	●	●
Partner with communities to identify opportunities to address property damage caused by overland flooding and hillside instability	●	●	●	●	●	●	●
Ensure all rental housing has at least one room with adequate air conditioning	●	●	●	●	●	●	●
Use heat reflective materials when appropriate (roads, parking surfaces, roofs, etc.)	●	●	●	●	●	●	●

● strong alignment ● moderate alignment ● weak alignment

See Natural Environment Focus Areas for more green infrastructure actions

# Community Planning & Social Cohesion

## Goal

Complete five climate adaptation and resilience projects per year by 2028 that create 10 green jobs per project.

**BASELINE YEAR(S)**

2022

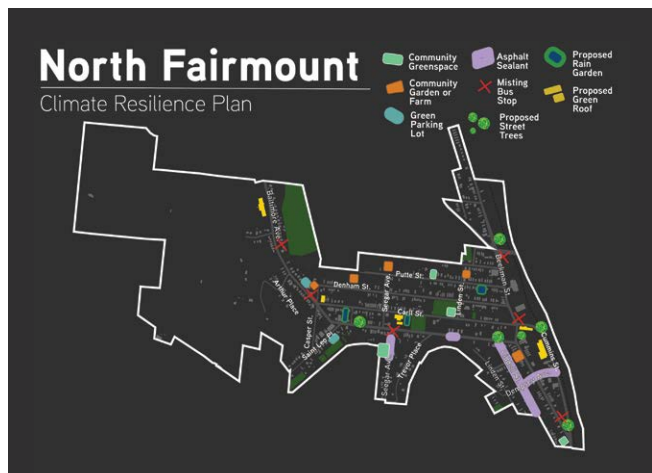
**DATA SOURCE(S)**

US EPA Office of Community Revitalization, US EPA Climate Change Adaptation Program, US EPA Environmental Justice Screening Tool; Climate and Economic Justice Screen; Climate Safe Neighborhoods; Climate Equity Indicators Report; Hamilton County Multi-Hazard Mitigation Plan; USDN Resilience Hubs Project; Report on the Impact of Climate Change on Migration

## Strategy 1

Increase access, stability, and security of mixed-income housing and resilience hubs for local residents and anticipated climate migrants.

Social cohesion is the ability for community members to cooperate to achieve shared well-being. Strong social cohesion is one of the most important factors in successfully responding to climate change impacts. Yet, climate change can threaten social cohesion. Affordable housing—a cornerstone of social cohesion—is especially vulnerable to the impacts of climate change. Ensuring the accessibility, stability, and security of affordable housing must be considered in resilient community planning. Reducing poverty and increasing economic mobility can ease the burden climate change places on social cohesion. For these reasons, the need to increase affordable housing underpins much of the socially resilient movement.



The resilience maps developed through the Climate Safe Neighborhoods project, like this one for North Fairmount, are examples of community planning and social cohesion. Photo courtesy of Groundwork Ohio River Valley.



Neighborhood children gather at the Millvale Recreation Center. Recreation Centers are places of community connection and present an opportunity for resilience hub development. Photo courtesy of Liz Dufour/Cincinnati Enquirer.

Resilience hubs promote social cohesion, public health, equity, and they can help save lives. Through community planning, these hubs can provide the necessary resources for communities to withstand climate challenges. Resilience hubs come in many forms:

- Community institutions enhanced to increase adaptive capacity
- Multi-faceted support centers for residents
- Educational spaces for emergency preparedness
- Place for coordinated resource distribution and other services in response to climate challenges.

The City and its neighborhoods can take advantage of existing institutions to create the necessary resilience hubs.

In addition to serving residents, Cincinnati must prepare for a possible influx of climate migrants. “Climate migrants” are people who leave their homes because of climate shocks and stressors. People in the most vulnerable situations (those who live in rural, tropical, or drought-stricken areas) will probably migrate first; however, no one can predict the exact origin, number, timing, or scale of climate migrants. Although Cincinnati has its own climate vulnerabilities, it will likely emerge as a climate haven. The City will need tools to adapt to the anticipated population increase.

### Priority Actions

Continue to implement affordable and mixed-income housing strategies to stabilize communities

Develop neighborhood resilience hubs to foster community connection and increase emergency preparedness

	GCP PILLARS			ADDITIONAL PRIORITIES			
	Sustainability	Equity	Resilience	Jobs	Investment	Health	Feasibility
Continue to implement affordable and mixed-income housing strategies to stabilize communities	●	●	●	●	●	●	●
Develop neighborhood resilience hubs to foster community connection and increase emergency preparedness	●	●	●	●	●	●	●

● strong alignment ● moderate alignment ● weak alignment





# Community Planning & Social Cohesion



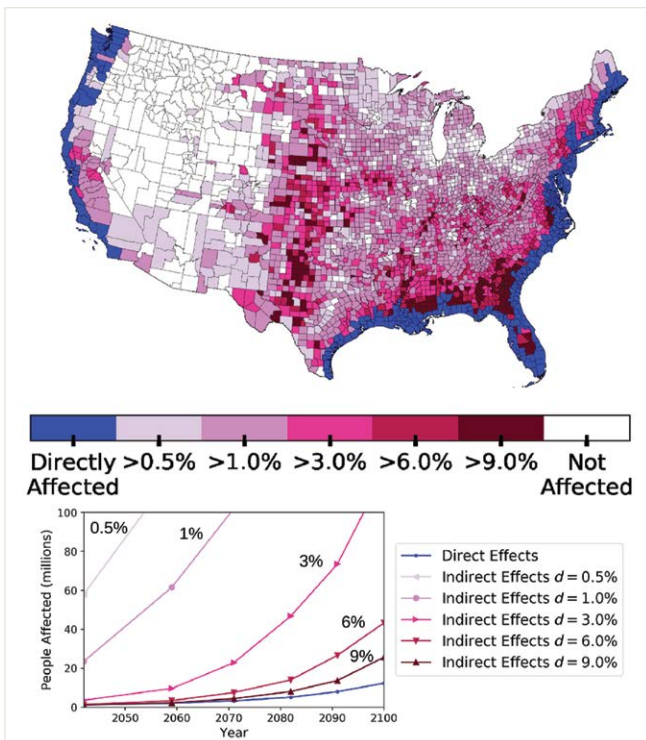
The Green team works on removing invasive species from the green roof at City Hall. Community-based programs like this provide green youth workforce training. Photo courtesy of Groundwork Ohio River Valley and Cincinnati Parks.

## Strategy 2

Use more community-based assessments, planning, programs, and training to reduce the social impacts of climate vulnerabilities.

Climate vulnerability describes the extent to which social systems are susceptible to climate change impacts. Priority communities, both within the City and across the country, have an increased sensitivity to climate change and a higher risk of impact. They are likely to have fewer resources to adapt and recover from climate events, but when informed and equipped, these residents can serve as a powerful force for change. The City needs to ensure that residents—both current and future—understand and are prepared for the social effects of climate change. Social impacts may include:

- Health effects and exposure to pollution
- Lack of fresh food access
- Limited availability and connectivity to jobs, education, entertainment, and recreation
- Migration and displacement of households
- Loss of community identity.



Prediction of climate migration within the United States from coastal displacement by 2100 due to sea level rise. Photo courtesy of PLOS One.

**Priority Actions**

	GCP PILLARS			ADDITIONAL PRIORITIES			
	Sustainability	Equity	Resilience	Jobs	Investment	Health	Feasibility
Fund and expand the Climate Safe Neighborhoods Program to cultivate the social infrastructure for resilient communities and provide green workforce training	●	●	●	●	●	●	●
Develop a climate migration response plan	●	●	●	●	●	●	●

● strong alignment ● moderate alignment ● weak alignment



# Pollution Reduction & Adaptive Land Use

## Goal

Revitalize 25 contaminated, industrial properties in neighborhoods of the Lower Mill Creek Valley by 2028.

**BASELINE YEAR(S)**

2022

**DATA SOURCE(S)**

US EPA Brownfield and Land Revitalization Program; Ohio EPA Brownfield Program; US EPA Environmental Justice Screening Tool; Climate and Economic Justice Screen; Climate Safe Neighborhoods; Climate Equity Indicators Report; Hamilton County Multi-Hazard Mitigation Plan; MSDGC Environmental Sustainability Report; Living With Landslides; Cincinnati Choice Neighborhoods Transformation Plan; The Lower Price Hill Resurgency Plan; Revive Cincinnati: Neighborhoods of the Lower Mill Creek Valley; Made in Camp; Cincinnati Strategic Plan; Community Improvements Study Spring Grove Avenue Corridor; Project Cool It; A Naturally Industrious Revitalization Guide: The Beekman Street & Queen City Avenue Strategic Development Guidebook

## Strategy 1

Mitigate pollution and clean up additional legacy brownfield sites to revitalize neighborhoods and result in healthier communities.

Known pollutants as well as emerging pollutants of concern need to be reduced in the environment before our air, water, and land become prohibitively contaminated. Emerging pollutants are those chemicals that have been detected in environmental monitoring that may cause unexpected ecological or health impacts and typically are not regulated under current environmental laws. Significant emerging pollutants of concern include pharmaceuticals and personal care products as well as microplastics.

Due to previous industrial development patterns in Cincinnati, the City is home to numerous vacant and underutilized properties. These properties, referred to as “brownfields,” tend to be contaminated. The challenges of brownfields include:



The historic Crosley building is an example of a brownfield site in Camp Washington. Clean-up of brownfield sites can revitalize neighborhoods and build healthier communities. Photo courtesy of Maddy Schmidt/WCPO.

- Presence of asbestos-containing materials and lead-based paint
- Lack of safety and increased vandalism
- Proximity to residential areas, parks, playgrounds, and flood zones
- Loss of tax revenue for the City.

The City has estimated that up to 500 potential brownfield properties may exist within priority communities of the Lower Mill Creek Valley alone.

Brownfield revitalization outcomes aligned with priority community needs and city planning can include stable, secure, and affordable living environments; energy-efficient, sustainable buildings that use renewable energy sources; economic investment; and job creation.

Benefits of brownfield revitalization for priority communities can include:

- Community pride and neighborhood anchors to strengthen place-making
- Increased economic value
- Better connectivity to fresh food, jobs, training, recreation, and green infrastructure
- Increased workforce capacity
- Creation of resilience hubs
- Climate adaptation to heat and flood vulnerabilities
- Healthier communities with reduced exposure to pollution.

## Priority Actions

Conduct inventories, assessments, and clean-ups of contaminated industrial sites, referred to as brownfields, in alignment with both community revitalization priorities and city-planned reuse

Address emerging pollutants, including pharmaceuticals and personal care products, that are endocrine-disrupting chemicals and microplastics

	GCP PILLARS			ADDITIONAL PRIORITIES			
	Sustainability	Equity	Resilience	Jobs	Investment	Health	Feasibility
Conduct inventories, assessments, and clean-ups of contaminated industrial sites, referred to as brownfields, in alignment with both community revitalization priorities and city-planned reuse	●	●	●	●	●	●	●
Address emerging pollutants, including pharmaceuticals and personal care products, that are endocrine-disrupting chemicals and microplastics	●	●	●	●	●	●	●

● strong alignment ● moderate alignment ● weak alignment



# Pollution Reduction & Adaptive Land Use



A resident of the East End experiences extreme flooding from the Ohio River on February 24, 2018. Flood zones are sensitive land use areas which require protection and adaptive land use. Photo courtesy of Liz Dufour/Cincinnati Enquirer.



Severe storms in 2016 resulted in landslides on Columbia Parkway. Hillsides are one type of sensitive land-use areas in Cincinnati. Photo courtesy of City of Cincinnati.

## Strategy 2

### Increase protection of vulnerable lands and infrastructure through policy development.

Urbanization has transformed land use in cities, and the degree of this transformation can impact how vulnerable communities and infrastructure are to climate change. Land use sensitivity is the main measurement of this vulnerability. Highly concentrated urban areas (e.g., heat islands and stormwater-impermeable hard-scapes), flood zones, and hillsides are examples of sensitive land use areas in Cincinnati.

Core infrastructure—including energy, water, transportation, and healthcare systems—is especially vulnerable to climate change in these sensitive land use areas due to the socio-economic impacts that an outage would have. This is particularly true in priority communities because residents need these services to survive.

For communities to be resilient to climate change, the City needs to develop policies, such as Low Impact Development, that protect vulnerable land use and core infrastructure without creating unsustainable consequences.



**Priority Actions**

Protect landslide-prone hillsides and overland flood risk zones through land development policies such as Low Impact Development

GCP PILLARS			ADDITIONAL PRIORITIES			
Sustainability	Equity	Resilience	Jobs	Investment	Health	Feasibility
●	●	●	●	●	●	●

● strong alignment ● moderate alignment ● weak alignment





Green Cincinnati Plan  
**2023**

FOCUS AREA

# Zero Waste





## FOCUS AREA

# Zero Waste

Protecting human health and the environment by diverting waste from landfills.

### Vision

Cincinnati will achieve 50% diversion city-wide by 2030, and city-wide zero waste (90% diversion) by 2040 through conservation of resources by responsible production, consumption, reuse, and recovery of materials without threat to human health and the environment.

## A Word from Michelle Balz, Zero Waste Focus Area Chair

The Zero Waste section focuses on materials we touch every day—your aluminum can, paper coffee cup, plastic water bottle, and even the leaves in your backyard. By reducing, reusing, and recycling these ordinary materials, we conserve the resources used to create and transport the products to us. These materials can become feedstock for regional industry or a valuable amendment to replenish depleted soils.



A typical curbside set-out in Cincinnati includes recycling carts, trash carts, and containers or bags for yard waste. Photo courtesy of OES.

Cincinnati residents currently divert 20% of our “waste” from the landfill. Recycling these materials into new products reduces greenhouse gases and conserves resources. It’s equivalent to removing 7,400 cars from the road per year and safeguarding 102,980 trees and 1,200 tons of

limestone, iron ore, and coal. Although current recycling and composting efforts have a major environmental impact, Cincinnati has the potential to double or even triple that impact with improved programs and participation.

Hundreds of Cincinnati residents provided input to create the goals and action steps outlined in this section. After multiple community input sessions as well as virtual engagement, the Zero Waste team narrowed down the focus and goals to those that would have the most impact in reducing climate change and improving equity and inclusion for all Cincinnati residents.

I am most excited about the potential to improve recycling accessibility for Cincinnati residents living in multi-family housing. This plan sets the impressive goal of increasing recycling by 50% among multi-family dwellings, public events, and emerging waste streams.



Organics, including food waste, can be used in neighborhood composting and are an important way to reduce waste going to the landfill, and building healthy soil. Photo courtesy of The Common Orchard Project.

The Zero Waste goals for Cincinnati align with the [Hamilton County Solid Waste Plan Update 2024-2038](#) strategies of increasing outreach for residential recycling, expanding yard and food waste composting, and improving infrastructure for multi-family access.

This section presents ambitious goals and actions to reduce materials going to the landfill and use those resources to decrease our carbon footprint. However, achieving these goals will require all Cincinnati residents and businesses to engage and take action. We hope you will help us make the vision of a Zero Waste Cincinnati a reality.

FOCUS AREA CHAIR



**ZERO WASTE  
FOCUS AREA CHAIR**

Michelle Balz

**ORGANIZATION**

Solid Waste Manager  
Hamilton County R3Source

EQUITY LIAISON



My time with the GCP has been a unique and eye-opening experience. I have been allowed to peek into the machinations of administrative planning and I can assure you that we are in good hands.

**EQUITY LIAISON**

Darryl Franklin

**NEIGHBORHOOD**

North Fairmount





# Recycling

## Goal

Increase waste diversion  
10% by 2028.

**BASELINE YEAR(S)**

2023

**DATA SOURCE(S)**

Hamilton County Solid Waste District

## Strategy 1

Increase access to recycling for  
multi-family building residents.

Cincinnati has the oldest curbside recycling program in Ohio, established in 1989. Single family homes have fewer barriers to recycling, so the City has focused much of its efforts there. However, over 50% of Cincinnati residents live in multi-family dwellings. These individuals, typically in priority communities, do not have the same easy access to recycling. Instead, they need to own a car and transport recyclables to a drop-off location. The effort, time, and resources necessary to do this creates a significant barrier for most people. Furthermore, illegal dumping threatens the existence of these drop-offs. In this pilot we propose placing recycling dumpsters directly on site at multi-family residences—so residents have easy access—and piloting a valet and education service to help property managers control for contamination.



An example of a recycling container which could be utilized by multi-family building residents. Photo courtesy of City of Cincinnati.

### Priority Actions

	GCP PILLARS			ADDITIONAL PRIORITIES			
	Sustainability	Equity	Resilience	Jobs	Investment	Health	Feasibility
Increase the number of multi-family dwellings with recycling infrastructure	●	●	●	●	●	●	●
Minimize recycling contamination through culturally appropriate education, partnerships, workforce champions, and resident feedback	●	●	●	●	●	●	●

● strong alignment   ● moderate alignment   ● weak alignment

# Recycling



Community members participate in recycling at Avondale Day. Increasing participation at public events can help create positive recycling habits and improve the recycling culture. Photo courtesy of OES.

## Strategy 2

### Improve public event and neighborhood business district recycling infrastructure.

To create recycling habits, we need to provide easy access to recycling at home, work, and play via environmental design. A best practice is to provide paired recycling and garbage receptacles, clear simple signage as well as monitoring and collection. Recycling at public events—such as Taste of Cincinnati, Reds Opening Day, Blink, or watching the World Cup in the DORA District—signals to our residents and visitors that Cincinnati embodies a culture of sustainability. Workforce development is also essential so that event producers can hire skilled professionals to do this work.



Some neighborhoods have paired recycling cans and garbage cans, like this one in Downtown. Increasing the availability of recycling containers in Neighborhood Business Districts supports landfill diversion and make it simple for people to easily dispose of their waste in the appropriate place. Photo courtesy of OES.


### Priority Actions

	GCP PILLARS			ADDITIONAL PRIORITIES			
	Sustainability	Equity	Resilience	Jobs	Investment	Health	Feasibility
Require permitted public events and events held on city property to use best available recycling practices and include recycling service costs in the permit fee	●	●	●	●	●	●	●
Provide alternatives to single-use plastic items at permitted public events and events held on city property	●	●	●	●	●	●	●
Pair garbage cans with recycling containers in all Neighborhood Business Districts and DORA districts and provide necessary services, including collection and monitoring	●	●	●	●	●	●	●

● strong alignment   ● moderate alignment   ● weak alignment



# Recycling



Alternative recycling and reuse outlets, like the Cincinnati Recycling and Reuse Hub, provide options by offering a one-stop drop-off for hard-to-recycle items and diverting them from the landfill. Photo courtesy of CRRH.



The Cincinnati Recycling and Reuse Hub collects items traditionally difficult to recycle from businesses and residents. Connecting these materials to commercial recyclers creates new products. Photo courtesy of CRRH.

## Strategy 3

Increase use of alternative recycling and reuse outlets for residential metals, textiles, e-waste, and other emerging recyclable waste streams.

Despite keeping waste out of the landfill, recycling does require the input of resources and energy. In contrast, waste reduction, reuse, and repair all conserve energy and save natural resources, making them, in many ways, better options than recycling in the waste hierarchy. Reusable take-out containers are preferable to single-use containers even if they do require washing. Similarly, donating or selling household items and furniture extends the “life” of these items, keeping them out of the landfill. Unfortunately, it’s usually easier and cheaper to buy new, rather than fix or find something a new home. This strategy aims to level the playing field so it’s just as easy to reuse as it is to replace.



### Priority Actions

	GCP PILLARS			ADDITIONAL PRIORITIES			
	Sustainability	Equity	Resilience	Jobs	Investment	Health	Feasibility
Support and expand neighborhood pick-up locations that connect commercial recyclers to dropped-off recyclable materials, like the Cincinnati Recycling and Reuse Hub	●	●	●	●	●	●	●
Create a program that incentivizes commercial recyclers to collect household e-waste, textiles, and reusable items not otherwise collected curbside	●	●	●	●	●	●	●
Incentivize recycling and diversion innovation by increasing the cost of waste generation and disposal	●	●	●	●	●	●	●

● strong alignment   ● moderate alignment   ● weak alignment

# Recycling



Recycling Ambassadors engage with residents during educational campaigns to build knowledge for residents and capacity of the recycling and reuse workforce. Photo courtesy of Butch Gibson.

## Strategy 4

### Build capacity of the recycling and reuse workforce.

In addition to improving the recycling infrastructure at public events, the City must also build the appropriate workforce capacity. Currently, property managers and event producers are unable to hire skilled services, stalling any progress made in public-event recycling. We have also learned that we can increase the capacity of residents in priority communities to embrace recycling if we combine it with an employment opportunity. By training and employing residents in priority communities to provide these services, the City can both provide jobs and expand the reach of residential recycling.

## Priority Actions

Create “Recycling Valets”: workforce and small business development to provide recycling collection, monitoring, and education to multi-family dwellings, special events, and business districts with an emphasis on employing residents from priority neighborhoods

	GCP PILLARS			ADDITIONAL PRIORITIES			
	Sustainability	Equity	Resilience	Jobs	Investment	Health	Feasibility
Create “Recycling Valets”: workforce and small business development to provide recycling collection, monitoring, and education to multi-family dwellings, special events, and business districts with an emphasis on employing residents from priority neighborhoods	●	●	●	●	●	●	●

● strong alignment ● moderate alignment ● weak alignment



# Organics

## Goal

Sustainably divert 50% of organics (including yard trimmings and food waste) from the landfill by 2028.

**BASELINE YEAR(S)**

2018

**DATA SOURCE(S)**

Hamilton County Waste Characterization Study 2018



Allowing mown leaves or grass clippings to remain on the lawn is good for soil health and reduces the need to have separate collection.

## Strategy 1

Improve current yard-trimmings collection program and use of biochar.

The City's yard trimmings program—designed to divert organics from the landfill—has sputtered over the years due to budget cuts. Therefore, compliance with the source-separated yard trimmings program has declined, and landfill diversion has stalled. Education and outreach will help the City get this vital program back on track. Additionally, we need to ensure each household has the appropriate carts for recycling, yard trimmings, and garbage. Lastly, the City will explore using biochar—a charcoal-like substance created from the burning of wood and similar biomass—as a kind of mulch and fertilizer for trees and gardens.



Biochar is a charcoal-like substance created from the burning of wood or similar biomass and can be used as a mulch or fertilizer for trees and gardens. It is a promising option for diverting organic materials from the landfill. Photo courtesy of Sam Dunlap.

## Priority Actions

	GCP PILLARS			ADDITIONAL PRIORITIES			
	Sustainability	Equity	Resilience	Jobs	Investment	Health	Feasibility
Conduct education and outreach on residential mulching (Just Mow It) to reduce grass clippings and source-separated yard trimmings for collection and composting	●	●	●	●	●	●	●
Support the development of local biochar processing, and the use of activated biochar for farming, tree plantings, storm water retention, etc.	●	●	●	●	●	●	●

● strong alignment   ● moderate alignment   ● weak alignment





# Organics



Homeadow Song Farm in Spring Grove Village utilizes small scale composting to recycle their organic material, minimizing transportation costs and helping to create quality soil amendments for backyard gardens. Photo courtesy of Homeadow Farm.



The Civic Garden Center hosts a Master Composting Class, teaching the ins and outs of composting and going beyond the basics. Photo courtesy of Civic Garden Center.

## Strategy 2

### Improve multi-scale composting infrastructure.

Composting is the process of recycling organic material—such as vegetative food scraps, leaves, and yard trimmings—into soil amendment for plants and soil. One of the biggest challenges the City faces in implementing a large-scale composting operation is the high cost of transportation. To process organic material efficiently, the city’s composting infrastructure needs to have several tiers:

#### Tier 1

The best way to minimize transportation cost is to incentivize and encourage home composting of food waste and yard trimmings.

#### Tier 2

Transporting compostable organics to small-scale urban agriculture operations that grow food helps farmers and communities and lowers costs for the City.

#### Tier 3

This tier consists of large-scale, industrial Class II composting for organics that do not readily degrade in the first two tiers. In addition to food waste and yard trimmings, the Class II facility can process food waste and compostable paper and take-out containers not acceptable in the other tiers.

### Priority Actions

	GCP PILLARS			ADDITIONAL PRIORITIES			
	Sustainability	Equity	Resilience	Jobs	Investment	Health	Feasibility
Pilot and support small-scale community composting under 500 square feet	●	●	●	●	●	●	●
Ensure all organic material collected, including yard trimmings and food waste, is composted in a sustainable manner	●	●	●	●	●	●	●
Support funding, siting, and development of a regional, large-scale Class II compost facility	●	●	●	●	●	●	●

● strong alignment   ● moderate alignment   ● weak alignment



# Organics



Diversion of organic materials like food waste can be completed through vegetative food waste drop off sites, like this one hosted by the Common Orchard Project in Camp Washington. Photo courtesy of The Common Orchard project.



The Common Orchard Project utilizes medium-scale (less than 500 sq. ft.) sites at a neighborhood level to divert organic waste from the landfill and create compost. Photo courtesy of The Common Orchard Project.

## Strategy 3

### Divert food waste through prevention, reuse/recovery, and composting.

In 2021 Cincinnati sent 74,953 tons of household waste to the landfill, approximately 16.8% (12,592 tons) of which was food waste. Food waste is the biggest contributor to methane, a greenhouse gas that is up to 86 times more powerful than carbon dioxide. In the United States up to 40% of food is never eaten, resulting in a massive resource drain from the growing, processing, transporting and eventual disposal of all that unused food. Nationwide, households lose approximately \$1800 per year in wasted groceries, while here in Cincinnati 33% of families are food insecure. This data speaks to an alarming gap between what is wasted and what is needed.

Cincinnati has worked to support the U.S. Environmental Protection Agency (EPA) and the U.S. Department of Agriculture (USDA) Food Recovery Hierarchy, using prevention, reuse/recovery, and composting. However, to move forward, the City must more robustly use these tools to eliminate wasted food and divert food waste from the landfill. Additionally, the City needs to create pathways for the proper storage and timely transport of excess food for donation.

## Priority Actions

	GCP PILLARS			ADDITIONAL PRIORITIES			
	Sustainability	Equity	Resilience	Jobs	Investment	Health	Feasibility
Support the development of anaerobic digesters to divert organics from the waste stream	●	●	●	●	●	●	●
Support the creation of food waste collection programs and/or establish food waste drop-off locations in city facilities, communities, and schools	●	●	●	●	●	●	●

● strong alignment ● moderate alignment ● weak alignment

See Food Focus Area for Goals, Strategies & Priority Actions related to Food Waste Prevention & Recovery.





# Litter

## Goal

Decrease litter and illegal dumping by 10% annually through 2028.

**BASELINE YEAR(S)**

2022

**DATA SOURCE(S)**

Keep Cincinnati Beautiful Community Appearance Index

## Strategy

Increase programming and outreach for litter and illegal dumping prevention.

Litter is a problem in Cincinnati. Seventy percent of the complaints the City receives deal with litter and illegal dumping, reflecting both quality of life and environmental issues. In addition to creating blight and pollution, illegal dumping can present a health and safety issue depending on the type of material being dumped. These activities often occur in many accessible but unsecured locations like vacant lots, wooded areas, drainageways, alleys, and roadways—areas often found in communities with fewer resources for tackling such challenges. Cincinnati needs to adopt a comprehensive strategy, one that takes an inter-departmental approach, leveraging community stakeholders, organizations, and volunteers to assist priority communities in putting a stop to this chronic problem. Single-use plastics add to the problem as they contribute to unsightly litter and wasted resources, clogging drainage and waterways, and ultimately breaking down into environmentally pervasive micro-plastics.



Children participate in a neighborhood clean-up in Northside to remove litter. Photo courtesy of OES.



## Priority Actions

	GCP PILLARS			ADDITIONAL PRIORITIES			
	Sustainability	Equity	Resilience	Jobs	Investment	Health	Feasibility
Use policy and fees to discourage the use of single-use plastics, including plastic bags	●	●	●	●	●	●	●
Reduce litter and illegal dumping through public communications strategy and stronger enforcement	●	●	●	●	●	●	●
Conduct routine neighborhood litter clean-ups and partnering with programs like Adopt-A-Spot	●	●	●	●	●	●	●

● strong alignment ● moderate alignment ● weak alignment



Reduction of single-use plastics like water bottles can have a large impact on neighborhood litter.



No Dumping signs are present throughout the city. 70% of complaints received by the City are related to litter and illegal dumping.



**ZERO WASTE EQUITY LIAISON**

Darryl Franklin

**NEIGHBORHOOD**

North Fairmount

## A Word from Darryl Franklin, Zero Waste Equity Liaison

I am Darryl Franklin, Community Liaison with the Green Cincinnati Plan (GCP) on the Zero Waste Focus Group. My time with the GCP has been a unique and eye-opening experience. I have been allowed to peek into the machinations of administrative planning and I can assure you that we are in good hands.

As community liaison I was at first overwhelmed by the new terminology, new faces, and the overall planning environment. It was difficult to relay ideas and proposals to my community due to my elementary understanding of the system and its processes. After attending more focus group meetings than I can count, I realized that GCP had gathered a diverse group of committed people dedicated to addressing our climate and environmental challenges.

My interaction with the Office of Environment and Sustainability (OES) was enjoyable and educational. I met highly efficient and effective public servants who were knowledgeable and professional, but also likeable and friendly. Through these meetings I have encountered many kindred spirits working toward climate resiliency. The data gathering, analyzing, and organizing of information into coherent, and sensible talking points, made for some lively discussions and some consensus.

The emphasis on equity in the process gives the GCP the chance to redefine the equitable distribution of resources to reflect their ability to improve the environmental climate of neighborhoods previously neglected and in the most need of remediation. This is an opportunity to include all the diverse citizenry of our region in this epic challenge.

The “plan,” containing ambitious goals and strategies, can be accomplished using the systematic approach of OES and the GCP. They are gathering and developing the people, tools, and technology necessary to create an inclusive, forward-thinking, motivated workforce, inspired by the many possibilities that lie ahead. Environmental resiliency is more than just an aspirational pursuit. There are measurable steps we can take to help create a clean, livable planet. This is an opportunity for everyone to work together to make the world a better place.

Looking forward,

Darryl Franklin



# Appendix

Documents in the appendix can be accessed at the link below:

<https://www.cincinnati-oh.gov/oes/climate/climate-protection-green-cincinnati-plan/2023-green-cincinnati-plan-appendix/>

- Cincinnati Climate Equity Indicators Report 2021
- Cincinnati Urban Heat Island Assessment
- Cincinnati Urban Tree Canopy Dashboard
- Climate and Economic Justice Screening Tool
- Climate Equity Benchmarking Analysis Report
- Climate Safe Resilience Plans
- ClimateView Cincinnati Dashboard
- GCP Equity Framework
- GCP Focus Area Action Plans
- J40 Factsheet
- Making Justice40 a Reality for Frontline Communities
- Plan Cincinnati





# Glossary

## Acronyms

**BIL:** Bipartisan Infrastructure Law

**BIPOC:** Black, Indigenous, and People of Color

**C-PACE:** Commercial Property Assessed Clean Energy

**CSN:** Climate Safe Neighborhoods

**CSOs:** Combined Sewer Overflows

**DORA:** Designated Outdoor Refreshment Areas

**EPA:** Environmental Protection Agency

**GCP:** Green Cincinnati Plan

**GWORV:** Groundwork Ohio River Valley

**IJJA:** Infrastructure Investment & Jobs Act

**IRA:** Inflation Reduction Act

**J40:** Justice40 Initiative

**MUFPP:** Milan Urban Food Policy Pact

**NAACP:** National Association for the Advancement of Colored People

**OES:** Office of Environment & Sustainability

**PPAs:** Power Purchase Agreements

**PM:** Particulate Matter

**SORTA:** Southwest Ohio Regional Transit Authority

**USDA:** United States Department of Agriculture

## Glossary of Key Terms

The report acknowledges that many of the terms used in this document have complex and evolving meanings based on time, context, location, community and evolution of sustainability policy. What follows are meanings and definitions directly pulled and cited from government, academic, nonprofit or community sources as relevant to the goals of the 2023 Green Cincinnati Plan.

**Brownfields:** vacant and underutilized properties which are contaminated or polluted largely due to past industrial use.

**Carbon Footprint:** “The total amount of greenhouse gases produced to directly and indirectly support human activities, usually expressed in equivalent tons of carbon dioxide. (CO<sub>2</sub>)”<sup>27</sup> A person or entity’s carbon footprint is the sum of all emissions of CO<sub>2</sub> (carbon dioxide), which were induced by their activities in a given time frame. Usually a carbon footprint is calculated for the time period of a year.

**Carbon Neutrality:** “Achieving a state of net zero greenhouse gas emissions by balancing those emissions so they are equal (or less than) the emissions that get removed through the planet’s natural absorption;”<sup>28</sup> can be done by purchasing a carbon offset, such as paying to plant new trees or investing in ‘green’ technologies such as solar and wind power. It is important to use an approach that addresses social outcomes as well as climate emissions in order to ensure that carbon neutral approaches are effective and refrain from shifting the burden to others.

**Circular Food Economy:** means moving towards a food system that builds natural capital and allows nature to thrive by mimicking natural systems of regeneration so that waste becomes a contaminant-free feedstock for another life cycle.<sup>29</sup>

**Climate Adaptation:** “Climate adaptation is the adjustments societies or ecosystems make to limit the negative effects of climate change or to take advantage of opportunities provided by a changing climate.”<sup>30</sup>

**Climate Migrants:** people who must or choose to leave their homes because of climate-related shocks and stressors.

**Climate Resiliency:** climate resiliency is the capacity of social, economic, and environmental systems to cope with a hazardous event, trend or disturbance caused by climate change; where communities respond and reorganize in ways that maintain their essential function, identity, and structure, while also maintaining the capacity for adaptation, learning, and transformation.<sup>31</sup> Climate-resilient pathways can be seen as iterative, continually evolving processes for managing change within complex systems.<sup>32</sup>

**Climate Vulnerability:** the extent to which social systems are susceptible to climate change impacts; all neighborhoods hold varying levels of sensitivity to climate change and risks of impact.

**Displacement (residential):** the process by which a household is forced to move from its residence because of conditions beyond their control. Displacement can be physical (as building conditions deteriorate) or economic (as costs rise). It pushes households out, or it might prohibit them from moving in, called exclusionary displacement.<sup>33</sup> [Displacement Explainer Video: <https://www.urbandisplacement.org/pushedout>]

**Energy Poverty:** a term that describes when more than 6% of a household's income is spent on utilities; high energy burdens are correlated with aging infrastructure, economic hardship, and difficulty moving out of poverty—these communities also experience acute systemic inequalities, barriers, and limited access to public and private resources.

**Energy Efficiency:** use of technology and practices that require less energy to perform the same function. For example, using a light-emitting diode (LED) light bulb or a compact fluorescent light (CFL) bulb that requires less energy than an incandescent light bulb to produce the same amount of light.<sup>34</sup>

**Equity:** just and fair inclusion in which all can participate, prosper, and reach their full potential. In sustainability work, equity must be recognition, procedural, distributional, restorational, and transformational.

1. **Recognitional Equity** identifies and acknowledges injustices affecting specific populations that various institutions have created, including government.<sup>35</sup>
2. **Procedural Equity** addresses power structures and access to participation in decision-making. A key to this is ensuring equitable, inclusive, and meaningful engagement and asking how our engagement shifts power, builds trust, and ensures accountability, both structurally and intergenerationally.<sup>35</sup>
3. **Distributional Equity** addresses the distribution of burdens and benefits and deploys targeted resources to reduce inequities across different populations.<sup>35</sup>
4. **Restorational Equity** makes commitments to correct past harms and facilitate repair including revitalizing degraded relationships, land, and other resources.<sup>35</sup>
5. **Transformational equity** addresses underlying structural conditions that cause social and racial injustices while cultivating accountability, reducing harm, and preventing future unintended consequences.<sup>35</sup>

**Focus Area Action Plans:** overarching structures for organizing and intentionally implementing climate action work from 2023 to 2028, which include the following components:

- **Visions** articulate the long-term aim of the Focus Area.
- **Goals** represent the benchmarks against which progress toward the Vision will be tracked.
- **Strategies** explain how the City and its partners will move to achieve the Goals.
- **Priority Actions** describe specific steps that can be taken to enact the Strategies.

**GCP Equity Framework:** an evolving guide to support integration of equity in the GCP climate action planning and implementation process; built by the GCP Equity Committee through collaborative process and expert sources.

**Greenhouse Gases (GHGs):** gases in the earth's atmosphere that trap heat and are both naturally produced and human-made; the primary GHGs are carbon-dioxide, methane, nitrous oxide, and fluorinated gases, all of which carry varying levels of heat trapping capacity.<sup>36</sup>

**Green Infrastructure:** use of natural features or planned ecological systems to manage water by mimicking the natural water cycle. A few examples of green infrastructure include green roofs, bioswales, green medians, wetlands, parks, permeable pavement, and landscape gardens.

**Green Jobs or Workforce:** jobs that produce goods or provide services that benefit the environment.

**IJA/BIL:** The Infrastructure Investment and Jobs Act (IJA) (Public Law 117-58, also known as the “Bipartisan Infrastructure Law”) is a \$1.2 trillion once-in-a-generation investment in our infrastructure that will help grow the economy, enhance U.S. competitiveness, create good jobs, and build our safe, resilient, and equitable future. Climate related provisions include funding for electric vehicles, charging infrastructure, public transit, clean energy, energy grid improvement, water, disaster preparedness, brown-field mitigation, and more.

**IRA:** The Inflation Reduction Act (IRA) is a landmark United States federal law which aims to curb inflation by reducing the deficit, lowering prescription drug prices, and investing \$391 billion into domestic energy production while promoting clean energy. The IRA represents the largest federal investment in climate change mitigation in history.

**Landfill Diversion:** the prevention and reduction of generated waste through source reduction, recycling, reuse and composting.

**Priority Communities:** communities where climate mitigation and efforts to close gaps are likely to be most impactful due to historic and systematic discrimination, vulnerability to climate related events and disasters, and capacity to adapt to these challenges. Determining prioritization will vary depending on the issue area of focus.

**Resilience:** the tenacious ability for individuals and communities to collaboratively anticipate, accommodate, and positively adapt to thrive amidst changing climate conditions through greater social cohesion, strong partnerships, and access to resources.

**Social Cohesion:** connection between individuals within a similar geographic area that influence their collective ability to cooperate to achieve shared well-being. The stronger the social cohesion in a given community the more they will be able to prevent and respond quickly to challenges.

**Sustainability:** creating and maintaining conditions to meet the needs of present generations without compromising the ability of future generations to meet their own needs; acknowledges that human survival and well-being depends on our natural environment.

**Transit Corridors:** stretches of transportation infrastructure that provide high-quality transit service—including but not limited to light rail, streetcar, and bus rapid transit (BRT)—while fostering a pedestrian scale in which walking and biking actively complement public transit. Transit corridors also tend to promote economic development as a secondary benefit.

**Urban Tree Canopy:** a measurement of the layer of leaves, branches and stems of trees that shelter the ground when viewed from above—this measurement is expressed as a percentage of ground area that is covered by tree crowns and relates to the branching spread of the trees in an urban forest.<sup>37</sup>





# References

- 1** IPCC, 2018: Summary for Policymakers. In: Global Warming of 1.5°C. An IPCC Special Report on the impacts of global warming of 1.5°C above pre-industrial levels and related global greenhouse gas emission pathways, in the context of strengthening the global response to the threat of climate change, sustainable development, and efforts to eradicate poverty [Masson-Delmotte, V., P. Zhai, H.-O. Pörtner, D. Roberts, J. Skea, P.R. Shukla, A. Pirani, W. Moufouma-Okia, C. Péan, R. Pidcock, S. Connors, J.B.R. Matthews, Y. Chen, X. Zhou, M.I. Gomis, E. Lonnoy, T. Maycock, M. Tignor, and T. Waterfield (eds.)]. Cambridge
- 2** Killer Heat in the United States. (n.d.). Union of Concerned Scientists. <https://www.ucsusa.org/resources/killer-heat-united-states-0>
- 3** NOAA. (n.d.). Hamilton County—Average Daily Maximum Temperature. The Climate Explorer. [https://crt-climate-explorer.nemac.org/climate\\_graphs/?city=Cincinnati%2C+OH&county=Hamilton%2BCounty&area-id=39061&fips=39061&zoom=7&lat=39.1031182&lon=-84.5120196&id=tmax](https://crt-climate-explorer.nemac.org/climate_graphs/?city=Cincinnati%2C+OH&county=Hamilton%2BCounty&area-id=39061&fips=39061&zoom=7&lat=39.1031182&lon=-84.5120196&id=tmax)
- 4** United States Environmental Protection Agency. (2016). What Climate Change Means for Ohio (EPA 430-F-16-037). <https://19january2017snapshot.epa.gov/sites/production/files/2016-09/documents/climate-change-oh.pdf>
- 5** U. (2018). Fourth National Climate Assessment: Chapter 14: Human Health. <https://nca2018.globalchange.gov/chapter/14/>
- 6** U. (2018a). Fourth National Climate Assessment: Chapter 13: Air Quality. <https://nca2018.globalchange.gov/chapter/13/>
- 7** U. (2018c). Fourth National Climate Assessment: Chapter 14: Human Health. <https://nca2018.globalchange.gov/chapter/14/>
- 8** U. (2018e). Fourth National Climate Assessment: Chapter 21: Midwest. <https://nca2018.globalchange.gov/chapter/21/>
- 9** Office of Transportation and Engineering, City of Cincinnati. (2021, September 22). Columbia Parkway Landslide Mitigation Project Wraps Up, Stabilizes Two-Mile Stretch from Bains to Torrence [Press release]. <https://www.cincinnati-oh.gov/dote/news/columbia-parkway-landslide-mitigation-project-wraps-up-stabilizes-two-mile-stretch-from-bains-to-torrence/>

- 10** Metropolitan Sewer District of Greater Cincinnati. (2022). 2022 Environmental Sustainability Report. [https://prod.msdc.org/sites/default/assets/downloads/about\\_msd/Who-We-Are/2022\\_MSD\\_Sustainability\\_Report.pdf](https://prod.msdc.org/sites/default/assets/downloads/about_msd/Who-We-Are/2022_MSD_Sustainability_Report.pdf)
- 11** U. (n.d.). Climate Science Special Report: Changes in Land Cover and Terrestrial Biogeochemistry. <https://science2017.globalchange.gov/chapter/10/>
- 12** U. (2018e). Fourth National Climate Assessment: Chapter 21: Midwest. <https://nca2018.globalchange.gov/chapter/21/>
- 13** U.S. Army Corps of Engineers. (2017). Ohio River Basin: Formulating Climate Change Mitigation/Adaptation Strategies through Regional Collaboration with the ORB Alliance.
- 14** U. (2018b). Fourth National Climate Assessment: Chapter 21: Midwest. <https://nca2018.globalchange.gov/chapter/21/>
- 15** Six Months and \$154.6 Million Later, Eastern Kentucky Recovery Continues. (2023, January 27). FEMA.gov. <https://www.fema.gov/press-release/20230127/six-months-and-1546-million-later-eastern-kentucky-recovery-continues>
- 16** Robinson, C. (2020, January 22). Modeling migration patterns in the USA under sea level rise. PLOS ONE. <https://journals.plos.org/plosone/article?id=10.1371/journal.pone.0227436>
- 17** CAPA Strategies, LLC. (2020). Cincinnati, Ohio: Heat Watch Report. City of Cincinnati, Office of Environment and Sustainability. [https://www.cincinnati-oh.gov/sites/oes/assets/File/Summary\\_Report\\_Heat\\_Watch\\_Cincinnati.pdf](https://www.cincinnati-oh.gov/sites/oes/assets/File/Summary_Report_Heat_Watch_Cincinnati.pdf)
- 18** Even, T. L., Trott, C. D., Gray, E. S., Roncker, J., Basaraba, A., Harrison, T., Petersen, S., Sullivan, S., & Revis, S. (2021). Climate Equity Indicators Report—2021, City of Cincinnati. The American Cities Climate Challenge Equity Capacity Building Fund, Bloomberg Foundation. [https://www.cincinnati-oh.gov/sites/oes/assets/File/Climate%20Equity%20Indicators%20Report\\_2021.pdf](https://www.cincinnati-oh.gov/sites/oes/assets/File/Climate%20Equity%20Indicators%20Report_2021.pdf)
- 19** U. (2018d). Fourth National Climate Assessment: Chapter 14: Human Health. <https://nca2018.globalchange.gov/chapter/14/>

- 20** EPA. (n.d.). EPA's Environmental Justice Screening and Mapping Tool (Version 2.11). EJ Screen. <https://ejscreen.epa.gov/mapper/>
- 21** The Bill Is Coming Due: Calculating the Financial Cost of Climate Change to Ohio's Local Governments. (n.d.). Power a Clean Future Ohio. <https://www.poweracleanfuture.org/oh-municipal-costs-of-climate-change>
- 22** City of Cincinnati. (n.d.). Plan Cincinnati: A Comprehensive Plan for the Future. City Planning and Engagement. <https://www.cincinnati-oh.gov/planning/plan-cincinnati/>
- 23** Even, T. L., Trott, C. D., Gray, E. S., Roncker, J., Basaraba, A., Harrison, T., Petersen, S., Sullivan, S., & Revis, S. (2021). Climate Equity Indicators Report—2021, City of Cincinnati. The American Cities Climate Challenge Equity Capacity Building Fund, Bloomberg Foundation. [https://www.cincinnati-oh.gov/sites/oes/assets/File/Climate%20Equity%20Indicators%20Report\\_2021.pdf](https://www.cincinnati-oh.gov/sites/oes/assets/File/Climate%20Equity%20Indicators%20Report_2021.pdf)
- 24** What is Racial Equity? (2021, March 12). Race Forward. <https://www.raceforward.org/about/what-is-racial-equity>
- 25** Cole, T., & Sullivan, S. (2022). 2022 Climate Equity Benchmarking Analysis Report. In GreenUmbrella.org. Green Umbrella Regional Sustainability Alliance. Retrieved March 24, 2023, from [https://greenumbrella.org/resources/Documents/FINAL\\_%202022%20Climate%20Equity%20Benchmarking%20Analysis%20Report.pdf](https://greenumbrella.org/resources/Documents/FINAL_%202022%20Climate%20Equity%20Benchmarking%20Analysis%20Report.pdf)
- 26** Even, T. L., Trott, C. D., Gray, E. S., Roncker, J., Basaraba, A., Harrison, T., Petersen, S., Sullivan, S., & Revis, S. (2021). Climate Equity Indicators Report—2021, City of Cincinnati. The American Cities Climate Challenge Equity Capacity Building Fund, Bloomberg Foundation. [https://www.cincinnati-oh.gov/sites/oes/assets/File/Climate%20Equity%20Indicators%20Report\\_2021.pdf](https://www.cincinnati-oh.gov/sites/oes/assets/File/Climate%20Equity%20Indicators%20Report_2021.pdf)
- 27** Rohrer, J. (2021, January 26). What is a carbon footprint - definition of carbon footprint. Time for Change. <https://timeforchange.org/what-is-a-carbon-footprint-definition/>
- 28** United Nations Framework Convention on Climate Change. (n.d.). A Beginner's Guide to Climate Neutrality. United Nations Framework Convention on Climate Change--Climate Action Blog. Retrieved March 24, 2023, from <https://unfccc.int/blog/a-beginner-s-guide-to-climate-neutrality>

- 29** Food and the circular economy. (n.d.). <https://ellenmacarthurfoundation.org/food-and-the-circular-economy-deep-dive>
- 30** Climate Change Adaptation. (2021, November 5). UC Davis. <https://www.ucdavis.edu/climate/definitions/climate-change-adaptation>
- 31** IPCC, 2014: Summary for policymakers. In: Climate Change 2014: Impacts, Adaptation, and Vulnerability. Part A: Global and Sectoral Aspects. Contribution of Working Group II to the Fifth Assessment Report of the Intergovernmental Panel on Climate Change [Field, C.B., V.R. Barros, D.J. Dokken, K.J. Mach, M.D. Mastrandrea, T.E. Bilir, M. Chatterjee, K.L. Ebi, Y.O. Estrada, R.C. Genova, B. Girma, E.S. Kissel, A.N. Levy, S. MacCracken, P.R. Mastrandrea, and L.L.White (eds.)]. Cambridge University Press, Cambridge, United Kingdom and New York, NY, USA, pp. 1-32.
- 32** Denton, F., T.J.Wilbanks, A.C. Abeysinghe, I. Burton, Q. Gao, M.C. Lemos, T. Masui, K.L. O'Brien, and K.Warner, 2014: Climate-resilient pathways: adaptation, mitigation, and sustainable development. In: Climate Change 2014: Impacts, Adaptation, and Vulnerability. Part A: Global and Sectoral Aspects. Contribution of Working Group II to the Fifth Assessment Report of the Intergovernmental Panel on Climate Change [Field, C.B., V.R. Barros, D.J. Dokken, K.J. Mach, M.D. Mastrandrea, T.E. Bilir, M. Chatterjee, K.L. Ebi, Y.O. Estrada, R.C. Genova, B. Girma, E.S. Kissel, A.N. Levy, S. MacCracken, P.R. Mastrandrea, and L.L.White (eds.)]. Cambridge University Press, Cambridge, United Kingdom and New York, NY, USA, pp. 1101-1131.
- 33** Urban Displacement Project. (2015). Executive Summary. In [https://homeforallsmc.org/wp-content/uploads/2017/05/urban\\_displacement\\_project\\_-\\_executive\\_summary.pdf](https://homeforallsmc.org/wp-content/uploads/2017/05/urban_displacement_project_-_executive_summary.pdf). University of California, Berkeley. Retrieved March 24, 2023, from [https://homeforallsmc.org/wp-content/uploads/2017/05/urban\\_displacement\\_project\\_-\\_executive\\_summary.pdf](https://homeforallsmc.org/wp-content/uploads/2017/05/urban_displacement_project_-_executive_summary.pdf)
- 34** Office of Energy Efficiency & Renewable Energy. (n.d.). Energy Efficiency. [Energy.gov/eere](https://www.energy.gov/eere). Retrieved March 24, 2023, from <https://www.energy.gov/eere/energy-efficiency>
- 35** Cole, T., & Sullivan, S. (2022). 2022 Climate Equity Benchmarking Analysis Report. In GreenUmbrella.org. Green Umbrella Regional Sustainability Alliance. Retrieved March 24, 2023, from [https://greenumbrella.org/resources/Documents/FINAL\\_%202022%20Climate%20Equity%20Benchmarking%20Analysis%20Report.pdf](https://greenumbrella.org/resources/Documents/FINAL_%202022%20Climate%20Equity%20Benchmarking%20Analysis%20Report.pdf)



## References

- 36** Overview of Greenhouse Gases | US EPA. (2022, May 16). US EPA.  
<https://www.epa.gov/ghgemissions/overview-greenhouse-gases>
- 37** What is Urban Tree Canopy? | Edmond, OK - Official Website. (n.d.).  
<https://www.edmondok.gov/1403/What-is-Urban-Tree-Canopy>

# City of Cincinnati



Environmental Advisory Council  
Adopted 1975-76

Amended 24 July 1978  
Amended 13 July 1983  
Amended 16 October 1985  
Amended 21 June 1989  
Amended 19 June 1991  
Amended 18 March 1992  
Amended 19 May 1993

## STANDING RULES

### ARTICLE I. PURPOSE

The purpose of the Cincinnati Environmental Advisory Council is to advise the City Manager, City Council, and the City departments on matters related to the environmental quality of the City of Cincinnati, either as a response to requests from an agent of the City of Cincinnati or as a result of a need observed by the Environmental Advisory Council.

### ARTICLE II. MEMBERSHIP

A. Regular Membership: Members of the Environmental Advisory Council are appointed by the City Manager and shall serve for a term of two years or until resignation, whichever is shorter. Individual members may be reappointed to subsequent terms. Every member of the Council is expected to attend a minimum of five out of ten meetings of the Council in any calendar year. Any member who fails to meet this minimum requirement will be presumed to have resigned. In addition, every Council member is expected to actively serve on at least one committee of the Council at any given time.

Those ineligible for membership shall include:

- 1) individuals holding elective office;
- 2) individuals who have a substantial and continuing conflict of interest.

B. Emeritus Membership: When, in the opinion of the Nominating Committee, a person who has been a member of the Environmental Advisory Council for five or more consecutive years has displayed a dedication to the goals and objectives of the Environmental Advisory Council and has a distinguished record of achievement and contribution to the Environmental Advisory Council and its work, then the Nominating Committee may recommend to the Environmental Advisory Council that such a person be nominated to the City Manager for designation as Environmental Advisory Council Member Emeritus. A Member Emeritus designation is a lifetime recognition for significant and continual past contributions to the Environmental Advisory Council. The nomination for Emeritus status shall be made to the Environmental Advisory Council upon a majority vote of the Nominating Committee; suggestion to the City Manager from the Environmental Advisory Council shall be made upon vote of two-thirds of the members of the Environmental Advisory Council. An Emeritus member shall be entitled to attend all Environmental Advisory Council meetings and shall be advised to them as other members; an Emeritus Member does not have the privilege of voting upon motions or resolutions before the Environmental Advisory Council.

ARTICLE III. OFFICERS

The Environmental Advisory Council shall select, each year, from its membership an Executive Committee, including a Chair, a vice Chair, and such other officers as the Council may deem appropriate for the implementation of its business. The term of office for each officer shall normally expire at the date of the first meeting of the Council in June, at which time new officers shall be elected by members of the Council.

ARTICLE IV. EXECUTIVE COMMITTEE

The Executive Committee of the Environmental Advisory Council shall consist of its Chair, Vice chair, immediate Past Chair for the year following service as Chair, and up to seven members selected from the body of its members. A quorum shall consist of a least a majority of its members. The Executive Committee is empowered to act in place of the Environmental Advisory Council if, in its judgment, a matter requires attention in a time that is too short to permit the convening of the entire Council. Minutes of any Executive Committee meeting shall be circulated to the members of the Environmental Advisory Council. The Executive Committee shall also meet from time to time to plan the business of the Council.

ARTICLE V. COMMITTEE

Most of the work of the Council shall be conducted through committees. The council may create, abolish, or rename and reconstitute committees that the council deems appropriate for the execution of its business. The standing committees of the Environmental Advisory Council shall include an Executive Committee and a committee or committees (however named) for the nomination of officers and members of the Executive Committee, and for the selection of members of the Council. The membership of the Executive, nominating, and membership committees shall be limited to members of the Council.

- A. Committee Membership: The Council Chair will appoint members of each committee; all Council members will be asked on which committees they prefer to serve. Eligibility of committee members shall be the same as eligibility for Council membership (see ARTICLE II).
- B. Committee Management: Each committee shall manage its own affairs and shall make such rules and regulations for the conduct of its business as it deems appropriate. Chairs of the committees shall be appointed by the Council Chair. The Chair of each committee must be a member of the Council, but Council membership is not a requirement for other committee members. Each committee shall meet at least quarterly and more frequently if its tasks and responsibilities require more frequent meetings.
- C. Committee Reports: The reports of committees will routinely be referred to the Council for approval, modification, or rejection and then be transmitted by the Council to the City Manager or to City Council or to both; however, in cases of emergency a committee report may be transmitted without consideration by the Council in the event that the Chair convenes the Executive Committee and that the Executive Committee is of the opinion that the matter is of such urgency that immediate action is required without a meeting of the whole Council. Committee reports will be circulated to the Council membership prior to any action of the full council. A reasonable time limit for comments not to exceed 90 days will be established to insure that all members are informed and that Council action on the report is not unreasonably delayed.

ARTICLE VI. COMMUNICATIONS

- A. Council Spokesperson: The normal spokesperson for the Council shall be its Chair, or, if the Chair is unavailable, it's Vice Chair. A committee chair may be designated by the Council Chair to be the spokesperson for the Council on a problem within the realm of the committee chair's specials

expertise, but the Chair, the vice Chair, and the particular committee chair involved shall have a mutual understanding in advance as to who is to be the spokesperson on a particular subject.

- B. Personal Viewpoints: When any members of the Council or a committee is called upon to answer questions, make speeches, or to make other public communications connected with matters before the Council, the member of the council or of the committee should distinguish his or her personal viewpoints from the official action of the Council with the following guidelines:
1. A truthful statement of whether or not a particular subject has been made under consideration by the Council or by the Council committee may be made;
  2. A statement of whether or not a committee or the Council has made a decision or a recommendation may be made and the substance of the decision or recommendation may be disclosed;
  3. The Council members or committee member may make a statement of his or her own personal opinion of the subject matter, but must be careful to differentiate his or her personal opinion from the decision or recommendation made either by the Council or by a committee of the Council.

#### ARTICLE VII. MEETINGS

Council meetings shall be scheduled at a time and place convenient to the largest number of the members of the Council.

- A. Frequency of Meetings: Meetings ordinarily will be held at least once a month except in the month of July and August. Special meetings will be held if a committee chair, the City Manager, or a member of the City Council requests a meeting or the Council Chair calls a meeting to attend to a problem that cannot practically be deferred until the next scheduled meeting.
- B. Agenda: An agenda shall be published for each meeting and mailed to members of the Council in advance of each meeting.
- C. Minutes: Minutes shall be prepared for each meeting and circulated to all members of the Council prior to the meeting following the meeting for which the minutes were prepared.
- D. Order of Business: Any member of the Environmental Advisory Council may discuss any matter that is before the Council and may bring any matter of environmental quality concern to the attention of the Council at any meeting.
- E. Outside Speakers: The City Manager, the representative of any City department, or any member of City Council may speak at any meeting of the Environmental Advisory Council with the purpose of presenting a problem or requesting advice or assistance. People who are not members of the Environmental Advisory Council may be invited to speak to the Environmental Advisory Council at its regular meetings or at special meetings. Any person may submit a written request to the Chair for permission to speak at a meeting of the Environmental Advisory Council. The Chair shall have the authority to approve or reject the request, or to approve the request with whatever conditions the Chair deems reasonable with regard to length of time for the presentation and definition of subject matter to be discussed. The Chair shall report all such requests and his or her actions with regard to such requests to the Council, which may overrule the Chair's decision by a majority vote.

- F. Open Meetings: Every meeting of the Environmental Advisory Council and of its committees shall be open to any citizen or taxpayer of the City of Cincinnati.
- G. Quorum: One-third of the members shall constitute a quorum at all meetings of the Environmental Advisory Council.

ARTICLE VIII. CONFLICT OF INTEREST

- A. Policy: The Council is intended to be a select advisory panel to assist the City council and Administration in issues having environmental impacts. The Council's recommendations should be based solely on a concern for accuracy and for the general welfare of the citizens of Cincinnati, and not on the interests of particular individuals or enterprises. While the Council's membership may include individuals with a variety of perspectives on environmental issues, and previously expressed views should not preclude participation in the Council's decision making process, the Council's actions and deliberations should not be affected by its members' financial interests. Likewise, no individual member's judgment should be clouded by his or her financial interests.
- B. Direct Conflict of Interest: Membership in the Environmental Advisory Council does not constitute holding a public office under the provisions of Ohio Revised Code S102-104(d). Nevertheless, no member of the Environmental Advisory Council or any of its committee shall participate in the discussion or in the decision making process in any matter where he or she is aware of the fact that a financial interest creates a direct conflict of interest. If a member has a direct conflict of interest, he or she is required to abstain from the discussion and voting.

No person may receive financial compensation from any source for serving as a member of the Council.

- C. Indirect Conflict of Interest: A member who has an indirect conflict may participate in the discussion and decision making process with respect to the matter giving rise to the conflict, but he or she must disclose the existence and nature of the conflict before an discussion of the matter, and the conflict shall be noted in the public record of any Council action on the matter.
- D. Definitions:
  - 1. Direct Conflict of Interest: A direct conflict of interest exists where an individual will be or is likely to be financially affected by a decision of the Council or by a public policy or action which the Council is considering. A direct conflict of interest includes (but is not limited to) ownership or a financial interest in property or an enterprise whose value would be affected by a decision of the council or be a public policy or action which the Council is considering.
  - 2. Indirect Conflict of Interest: An indirect conflict of interest exists where a person would reasonably believe that his or her future income could be affected by taking a position what would affect his or her employer or principal. An indirect conflict of interest includes (but is not limited to) the employee, agent, or consultant to an enterprise affected by a decision of the Council or by a public policy or action which the Council is considering.
  - 3. Neither direct nor indirect conflicts of interest includes de minimis conflicts or conflicts shared by most members of the community.
- E. Procedures: If a member has a questions as to whether or not he or she has a conflict of interest, he or she may disclose the fact to the Council, to the committee on which he or she is serving, or to the Executive Committee with the request for a decision on the question of whether or not there is a



conflict. Any member of the Council or any Council committee may raise by motion the question of whether or not another member of the Council or of a committee has a conflict of interest which would preclude that member from participation in the discussion or decision making process, or would require disclosure of an indirect conflict, on any particular subject. The Executive Committee shall consider the motion and render a decision. Any disputes concerning the decision of the Executive Committee may be referred to the Council itself for appropriate action.

#### ARTICLE IX. AMENDMENTS

These Standing Rules may be amended by a vote of two-thirds of the Environmental Advisory Council, provided that a proposed amendment must be placed on the agenda for the meeting of the Council ("discussion meeting") that is held prior to the meeting at which the proposed amendment is adopted ("adoption meeting"). The text of the proposed amendment shall be mailed to all members of the Council with the agenda for the discussion meeting. If the text of the proposed amendment is changed (other than for technical or grammatical reasons) at the discussion meeting, the revised text shall be mailed to all members of the Council with the agenda of the adoption meeting. A proposed amendment may not be revised (other than for technical or grammatical reasons) at a meeting at which it is adopted.

#### ARTICLE X. ELECTIONS OF OFFICERS

The committee responsible for the nomination of officers and Executive Committee members shall call for nominations (including self-nominations) no later than the meeting before the meeting of the Council at which the election of officers is held. The committee shall receive all nominations, confirm that each nominee is willing to serve if elected, and recommend to the Council a candidate for each position to be filled. The recommendations shall be mailed to all members of the Council not later than fourteen days before the regular meeting at which the election is to be held. The committee shall also prepare a written ballot reflecting its recommendations for use in the election. At the meeting at which the election is held, the full Council shall vote on the recommendations, after opportunity for nominations from the floor. The candidate for each position with the greatest number of notes shall take office immediately.

**BY-LAWS  
CINCINNATI PARKS  
URBAN FORESTRY ADVISORY BOARD**

---

These By-Laws of Cincinnati Parks Urban Forestry Advisory Board are made on 11/4/2020 and finalized and effective on 02/11/2021.

**1. ORGANIZATION**

Cincinnati Parks Urban Forestry Advisory Board, therefore (UFAB)

**2. MISSION STATEMENT**

To promote the health and appreciation of Cincinnati's Urban Forest by advising and supporting the "Urban Forester" in the planting and maintenance of trees in the city's street right-of-way.

**3. ORGANIZATIONAL PURPOSE**

The Cincinnati Urban Forestry Advisory Board shall provide guidance and support to the Urban Forester by:

**3.1** Advising and making recommendations to the Park Board and Urban Forester regarding trees and other plantings in the street right-of-way, and issues as they relate to Cincinnati's urban forest.

**3.2** Advising and assisting the Urban Forester:

- a. Developing, annually reviewing and updating Cincinnati's Comprehensive Urban Forest Plan (CCUFP)
- b. Attend city and community meetings to support, educate, and promote the Urban Forestry Program.
- c. Reviewing project plan developments, community improvements and changes to the right-of-way and making recommendations.
- d. Planning tree planting and maintenance for the street tree program.
- e. Schedule and hear appeals of planned tree plantings in the public right-of-way at regular meetings of the Board. Appeal shall be heard by the Board with equal speaking time for the citizen and Board, not to exceed 20 minutes total. Vote to approve or disapprove the "appeal" and advise the Park Board Director of the Board's decision.
- f. Serving as a clearing house for information relating to the Cincinnati Urban Forest.
- g. Advise and assist the Urban Forester in matters the Urban Forester may see fit to bring before the Board.

**4. MEMBER SELECTION AND TERMS**

**4.1** The Urban Forestry Advisory Board shall be composed of eleven voting board members. Eight members shall be appointed by the city manager to serve without compensation.

**BY-LAWS  
CINCINNATI PARKS  
URBAN FORESTRY ADVISORY BOARD**

---

- a. These eight members at large shall demonstrate an interest in conservation or urban forestry and to the extent practical, representation shall reflect the social and geographic diversity of the City.
  - i. Four selected from the community at large.
  - ii. Two in the field of business management, law or public relations.
  - iii. Two engaged in the field of arboriculture, forestry, horticulture, or landscape architecture.
- b. Three members shall each be Director of City Planning, the Director of Transportation and Engineering, and the City Engineer or their designee shall serve as permanent members.
- c. All members of the Board shall have access to an electronic device for receiving and reading meeting packet information at all times.
- d. As the four year term of each member expires, the city manager shall appoint a successor to serve a four-year term. Each member may serve only two successive four-year terms.

**5. OFFICERS OF THE ADVISORY BOARD**

**5.1** The Urban Forestry Advisory Board shall elect two officers, a President and a Vice President.

- a. Both President and Vice President will be elected for a period of two years and be limited to two consecutive terms.
- b. The President will be elected in odd years, the Vice President will be elected in even years, unless the Vice President becomes the President, then the new Vice President will be elected to finish the term of the departing Vice President, before running for reelection the following year. The first “half term” is not counted for term limit.

**5.2** Role of the Officers

- a. The President, in collaboration with staff creates the agenda for the meeting and runs the meetings.
- b. The President votes only in case of the need for a tie breaking vote.
- c. The President speaks on behalf of the Advisory Board, unless the President designates another Board Member to do so.
- d. The Vice President fulfills the role of the President when the President is indisposed.

**6. MEETINGS OF THE BOARD**

**6.1** The Urban Forestry Advisory Board shall meet at least bi-monthly, shall elect its officers, and adopt its own operating procedures consistent with city practice and policy.

**BY-LAWS  
CINCINNATI PARKS  
URBAN FORESTRY ADVISORY BOARD**

---

**6.2** Notice of regular meetings shall be provided to the Forester annually. If a change occurs, it will be communicated to the Forester and board members not less than one week prior to the meeting.

**6.3** Voting: All issues to be voted on shall be decided by a quorum of board members present at the meeting in which the vote takes place.

**7. MEMBER POWERS and RESPONSIBILITIES**

**7.1** General Powers of the UFAB shall be managed by its voting board membership. The voting members shall have all powers granted under City of Cincinnati Ordinance “Chapter 743, Urban Forestry”.

a. Rights of Board Members shall be eligible to cast a vote on matters which are to be decided by vote by the UFAB.

**7.2** The Board shall consist of eleven voting board members including the following officers: Chair and the Vice-Chair.

**7.3** Each member of the Board is encouraged to volunteer a minimum of 40 hours per year to UFAB; projects, events or continuing education, including UFAB meeting hours. Each board member shall submit their hours, quarterly, to be logged by the secretary and included in the annual report.

**8. CONFLICT OF INTEREST**

**8.1** The purpose of the conflict of interest policy is to protect the UFAB’s interest when it is contemplating entering into a transaction or arrangement that might benefit the private interest of an officer of board member or might result in a possible excess benefit transaction.

**8.2** All meetings of the UFAB must be open to the public and the UFAB shall keep full minutes and complete records of all proceedings. Minutes of all proceedings shall be provided to the entire UFAB prior to the next regular meeting and upon approval by the UFAB, they shall be available for public inspection.

**9. ANNUAL BOARD REPORT**

**9.1** The year ending report of the UFAB shall be compiled under the direction of the board Chair and Vice-Chair, presented at the regular meeting and upon approval presented to the Park Director. Report should include Board members goals for present and upcoming year.

**10. AMMENDING OF BY-LAWS**

**10.1** The UFAB may amend these by-laws by vote at any regular meeting in which a quorum of the board members are present. Written notice setting forth the proposed amendment shall be given to each board member within the time and the manner provided for the giving of the notice of meetings.

**BY-LAWS  
CINCINNATI PARKS  
URBAN FORESTRY ADVISORY BOARD**

---

**11. ADOPTION OF BY-LAWS**

**11.1** We the undersigned are all voting board members of the UFAB at the time of the by-laws board approval, and we consent to, and hear by adopt the preceding pages as the by-laws of the UFAB.

Adopted and approved by the board on this date \_\_\_\_\_.

Signature of each board member:

X

Caryl Fullman  
Chairman

X

Reno Runck  
Vice-Chairman

X

Scott Beuerlein

X

Gerald Checco

X

Paul Gallagher

X

Greg Long

X

Caroline Kellam

X

Angela Strunc